




Dressing a Piece of Wood

Name: _____

Date: _____

Step	Surface Marking/Cut	Machine Used
Cut to Rough Length	+ ½ inch	Mitre Saw
Rip to rough width	+ ¼ inch	Table saw
Joint face side		Jointer
Joint Face edge		Jointer
Plane to thickness	Opposite face side	Planer
Rip to final width	Opposite face edge	Table saw
Cut one end square	Best end 	Table saw or Mitre saw
Cut to final length	Last end	Table saw or Mitre saw