


# WINDOWS ACCESSIBILITY SHORTCUTS


Increase student autonomy with these Windows Accessibility Shortcuts

## Windows Dictation Speech to Text

Students can dictate in any application with a text box.



Windows Key



Letter H

## Dictate Speech to Text

Students can dictate in any text box in Office 365 apps.




Home Tab




Microphone Icon

## Immersive Reader Text to Speech

Microsoft tool to read text in simplified view.



View Tab




Listen Icon

## Read Aloud in Edge

Have webpages read aloud in simplified form.



Edge



Ellipse




Read Aloud




Immersive Reader

## Make Text Bigger

Change the size of the text so it's easier to read.



Windows Key




Type "make text" in Search Bar



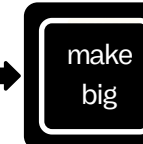
Enter Key

## Make Everything Bigger

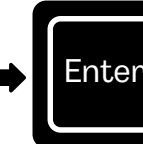
Change the size of apps and text on the main display.



Windows Key




Type "make big" in Search Bar




Enter Key

## Change Mouse Pointer Colour

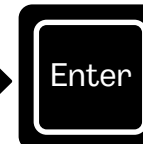
Change the size and colour of the mouse pointer.



Windows Key



Type "mouse pointer" in Search Bar



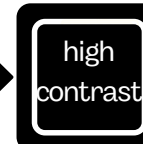
Enter Key

## High Contrast

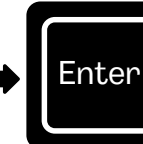
Make text and apps easier to see by using more distinct colours



Windows Key




Type "high contrast" in Search Bar



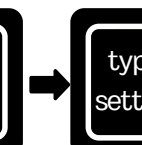
Enter Key

## Text Suggestions Word Prediction

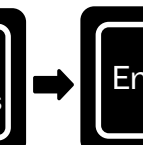
Suggested words display above cursor when typing.



Windows Key



Type in Search Bar



Enter Key