



Apple Crisp

You will need:



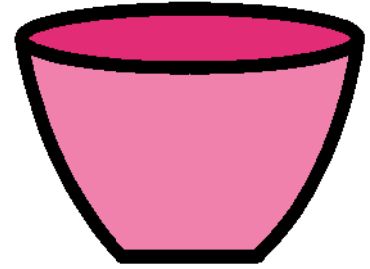
measuring cups




measuring spoons



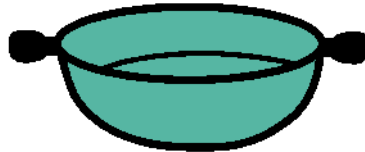
peeler




bowl




wooden spoon




casserole dish




sharp knife




cinnamon



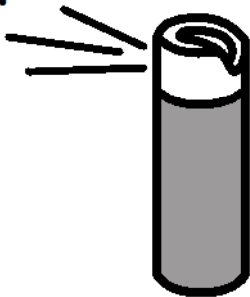
brown sugar



flour




oats



vegetable spray



margarine



4 apples

Apple Crisp

1. Add 1 1/2 cups



oats



2. Add 1/2 cup



flour



3. Add 1/2 cup



brown sugar



4. Add 1/4 tsp.(5ml)



cinnamon



5. Add 1 square
(1/2 cup)



margarine




6. Mix




7. Peel and core 4 apples



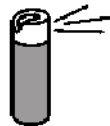
peel



core



8. Slice apples into a greased
casserole dish

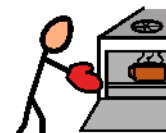


grease casserole dish



slice apples into casserole dish

9. Spoon oat mixture on top
and bake at 350 °F for 40 minutes.



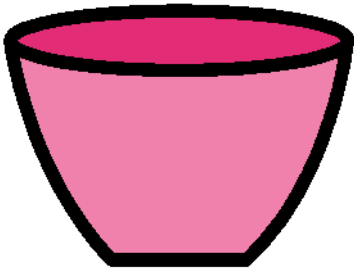
bake




40 minutes

Instant Pudding

You will need:



large bowl



beaters or whisk



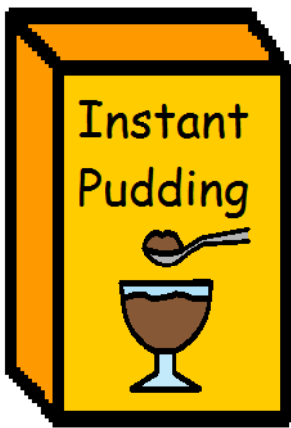
measuring cup



4 small bowls



spoon



Instant Pudding
Mix




milk

Instant Pudding

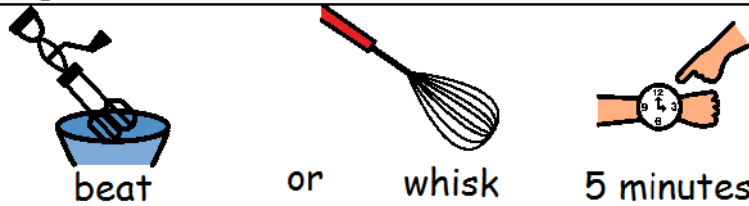
1. Measure 2 cups of milk into large bowl



2. Add pudding mix



3. Beat or whisk for 5 minutes



4. Spoon into 4 small bowls



5. Put in refrigerator for 2 hours

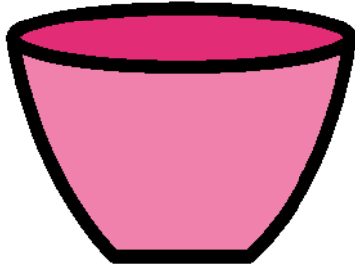


6. Serve



Rice Cereal Cake


You will need:




glass microwave
safe bowl




knife



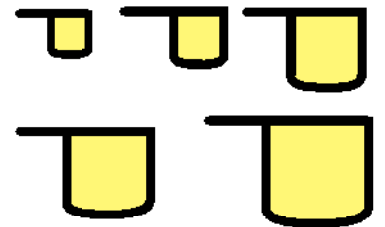
microwave



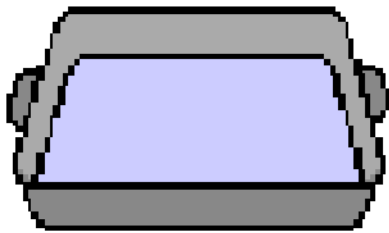
wooden
spoon



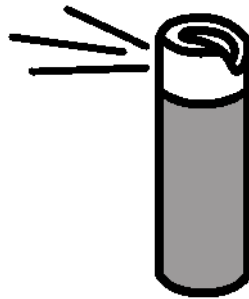
measuring
spoons



measuring
cups



13x9x2 pan



vegetable
spray



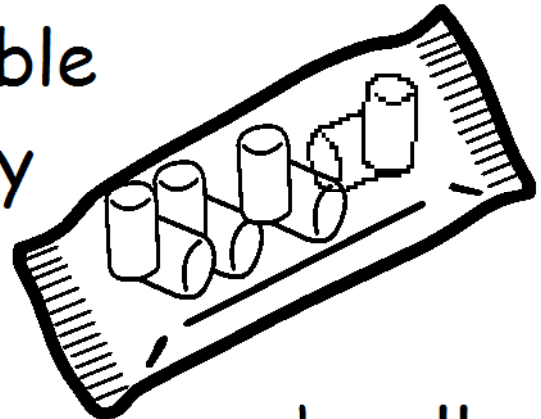
vanilla



rice cereal



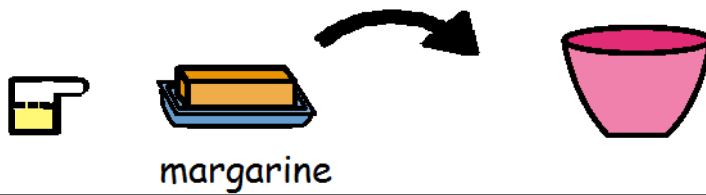
margarine



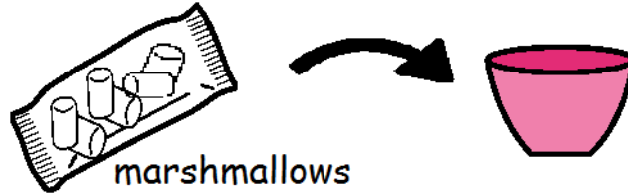
marshmallows

Rice Cereal Cake


1. Add 1/4 cup margarine



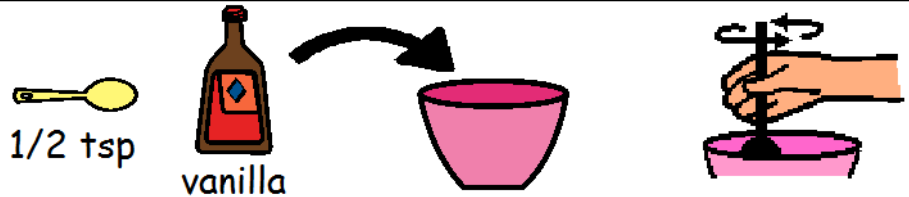
2. Add 1 package of marshmallows



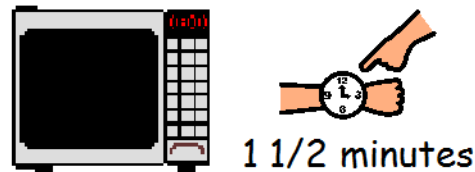
3. Microwave on high for 2 minutes



4. Add 1/2 tsp vanilla and stir until smooth




5. Microwave on high for 1 1/2 minutes longer



6. Add 6 cups cereal



7. Mix



8. Press into a greased 13x9x2 pan



9. Cool, cut and serve

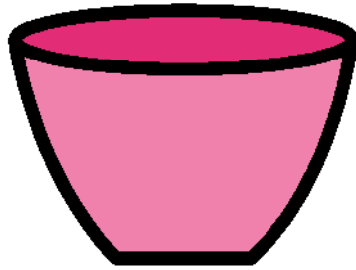


Brownies


You will need:



8x8x2 pan



bowl



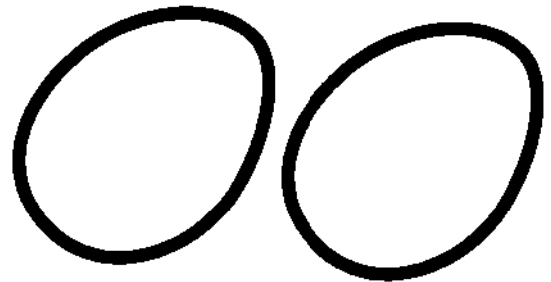
measuring
spoons



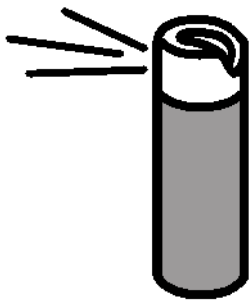
measuring cup



wooden
spoon



2 eggs



vegetable
spray




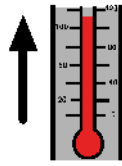
Brownie
Mix



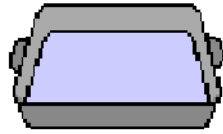
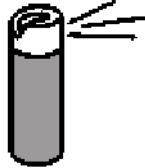
oil

Brownies

1. Preheat oven to 350⁰F



2. Grease pan



3. Put brownie mix in the bowl



brownie mix



4. Put 2 eggs in the bowl



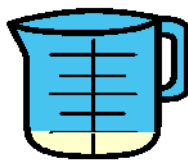
eggs



5. Put 1/4 cup oil in the bowl



oil



and 1 Tablespoon of water





6. Mix and pour into pan



mix



7. Bake for 25 minutes



bake 25 minutes

8. Cool, cut and serve

