



KF Literacy Assessment App 2025-2026

Access App: <https://learn71.ca/> Assessment & Reporting > District Assessments > Literacy > **KF Literacy Assessment App**




This is also where you will find the pdf version of the KF Literacy Assessment with details on how to administer the assessment and information on collection.

Important:

1. Please understand that this application was built in-district by one person, without a dedicated “testing” team there may be some unforeseen issues. If you come across an error please click the  the bottom right of the screen to find a link directly to the IT Helpdesk to open a ticket. Include information helpful for troubleshooting: what were you doing when the error showed up, what is happening, what page, and please mention it is the KF Literacy Assessment App.
2. App Roles –The Assessment app has two roles: “Teacher” or “CST” Teachers may enter and change scores for students, CSTs cannot enter or change scores for students.
3. Ensure you are familiar with the directions from the Early Learning Department on collection.

Using the App

Home Page

1. Ensure Language and Season are selected.
2. If you are only entering final scores select either: All Components, or only select the components you are entering scores for.
3. One-to-One in person assessment is administering the assessment question by question with one student.
4. Select Graph or Matrix to see results.
5.  To see information about the app: IT Helpdesk link, Feedback Form link, responses to commonly asked questions about the KF Literacy App

SD71 KF Literacy Assessment Test School Test PYP Monday, April 13, 2026

Take a moment to ensure you are familiar with the guidelines for collection from the Early Learning Department and recommendations for assessment administration in the Literacy Assessment document. They can be found on [Learn71 District Assessments - Literacy](#). Thank you for your care and attention!


1. Language Mode: English Assessment French Immersion Assessment

2. Submission Season: Fall Spring

3. Assessment Component: select below for full class matrix score entry

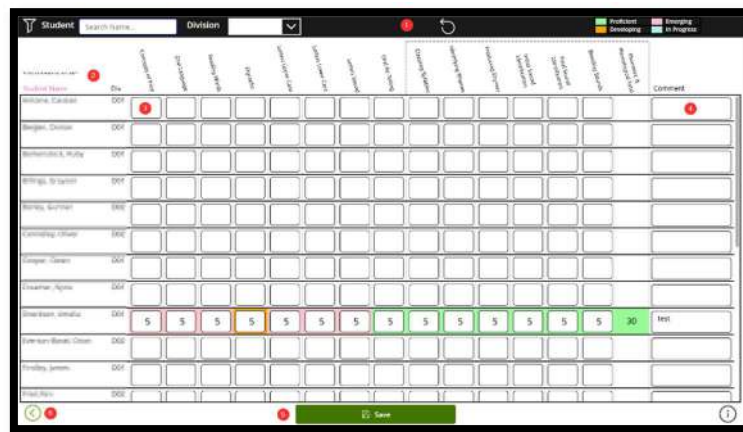
All Components Concepts of Print Oral Language Letter Association Phonemic & Phonological Awareness Oral Re-Telling Reading Words & Digraphs

4. One-to-One in person assessment

My Class Results 

Matrix Entry Page

1. Filter/Search the table, and reset the filter/sort.
2. Sort table by clicking **Student Name** or **Div** at top of table.
3. **Score box** only enter in numbers from 0 to the max of what that component's max score is. If anything but a valid score is entered an error notification will appear briefly at the top of the screen and the entry will not be retained for submission (a blank value will be submitted instead)
4. Enter a comment. Comments will append to existing comments, it will not erase the previous comment. ****Feature change**** Feedback on this feature lets us know if we should change this(or not) fill out the Feedback Form – the link is found clicking on ⓘ
5. Click **Save** to ensure scores are submitted – once submissions have been successfully submitted you will be re-directed to the Home screen.
6. Navigate back to the Home screen, if you have not clicked on Save, nothing will be saved. ⏪



One-to-One Individual Assessment

1. Filter/Search the table, and reset the filter/sort.
2. Sort table by clicking on **Student Name, Div, Concepts of Print, etc.** all the headers.
3. Begin the assessment by clicking on **+**
4. Navigate back to home screen by clicking on **⏪**



Assessment Page

1. Select “Yes” or “Not Yet”. If you are interrupted you can leave the question blank – the student’s results for this component will be marked as in progress and the per-question information will be saved. It will **not** be scored.
2. Click **Save** to submit results.
3. *Consideration:* “I clicked to start assessment – the student has a score, but I don’t see any questions marked” This means there was only a score entered.

The screenshot displays the 'Concepts of Print' assessment interface. At the top, it shows 'Status: In Progress' and 'Score: / 11'. The questions and their current selections are:

- Question 1: 'Show me the front of the book.' with 'Yes' selected (radio button).
- Question 2: 'Show me the back of the book.' with 'Not Yet' selected (radio button).
- Question 3: 'Show me the title.' with both 'Yes' and 'Not Yet' unselected.
- Question 4: 'Which page do we read first?' with both 'Yes' and 'Not Yet' unselected.
- Question 5: 'Where does it tell the story?' with both 'Yes' and 'Not Yet' unselected.

A green 'Save' button is located at the bottom of the form.

Design Notes

1. Students showing in the app – populated from previous day’s MyEd Student Demographic general data extract based on: French Immersion Y or N. English assessment will select N only students. French assessment will select Y only students. Enrollment status Active is only populated.
2. Teachers to Divisions – based on the same general data extract all KF students and their Division (Homeroom), and Teacher listed is who has access to the App.

If there are any circumstances like multiple Divisions a teacher should have access to please open a ticket with the IT Helpdesk and be specific about the person’s name, the school name, the Division numbers they need access to.