




BitsBoard

Jane.Rondow@sd71.bc.ca




BitsBoard – iPad app



- iOS iPad app interactive activities/ games on 1000s of pre-created themes or topics. These can be downloaded as individual boards or classes. With the Pro version educators create their own content (in minutes) and upload it so learners can use the free version to engage with the content using the many activities.
- **Features:**
 - 38 different interactive activities/ games
 - pre-created boards and classes on 1000 of themes
 - customized creation of boards in mins
 - share boards online
 - multiple languages including French (create own content in different languages)
 - image and media banks linked directly for quick board creation

BitsBoard – iPad apps 2 versions



- Student (Free)
 - Can be put on any district iPad
 - IT helpdesk email/ ticket with name/ link to app an iPad #s e.g. 72.iapd.14
- Staff/ Author Pro \$28 – Non 35 iPads (Inclusive Ed) - IT needs GL cost to charge it to



BitsBoard FREE
Student use play the activities




Bitsboard Pro \$
Author/ Staff

BitsBoard – Users



- Need to set up USERS
 - Student
 - Add Student/User information – First **Name** is all that is needed (you could add an icon for the image if that would be helpful) > Select **Add User**
 - Staff / Authors / Creators
 - For Staff/ User need an email and password (school district email / password - could be SD71Bitsboard).
 - If you are authoring/ creating boards, you need a full staff/ user login.
 - Don't link to superuser

Add User



Name


Email (optional)

Password (optional)

[Link to superuser](#) > ?

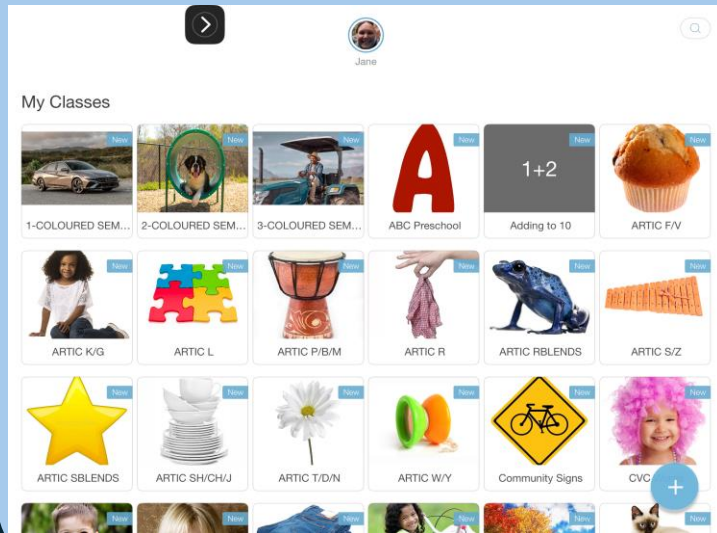
Add User

BitsBoard – 3 Areas

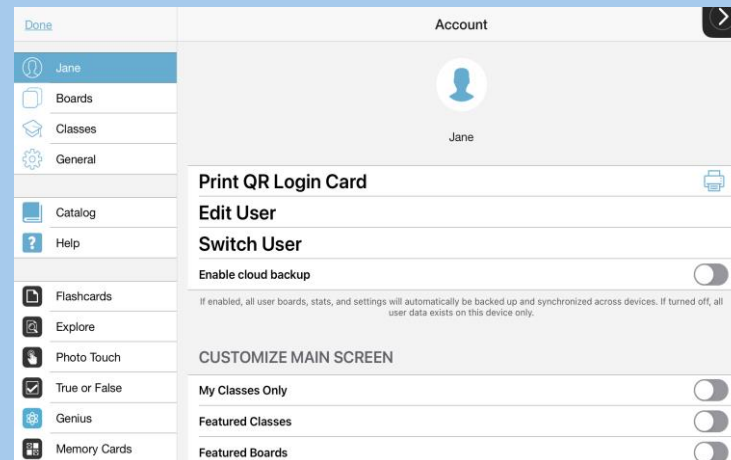


- 3 areas of BitsBoard App

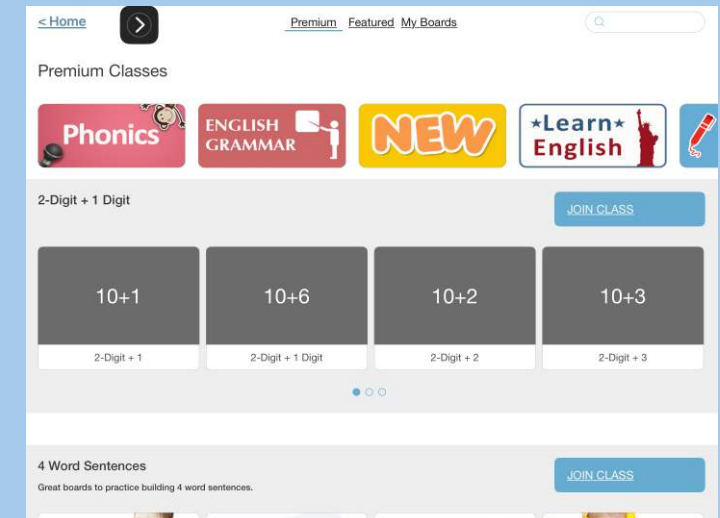
Library Dashboard




Settings



Catalog

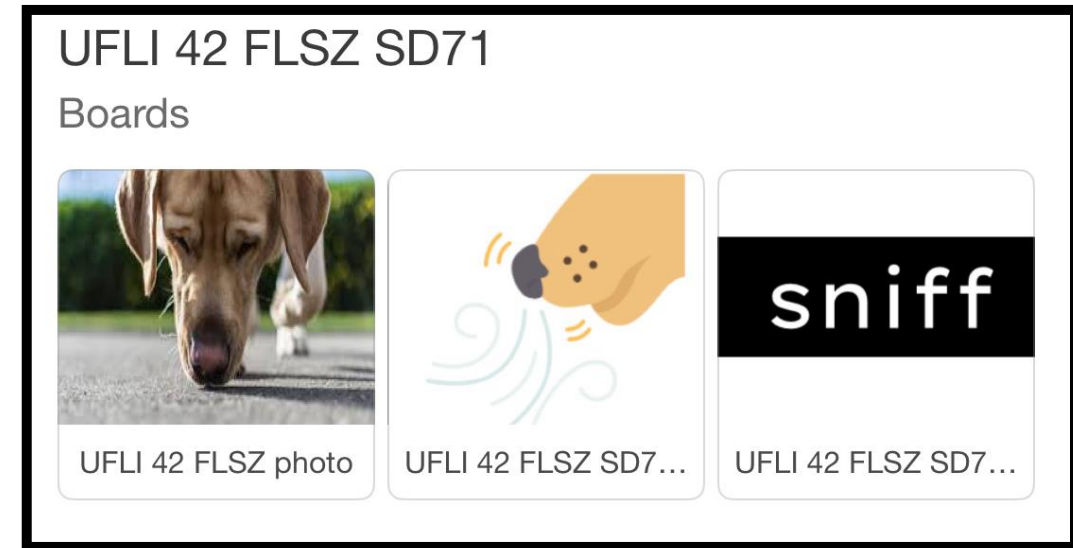


BitsBoard – SD71 Creations




- UFLI Lessons Boards / Classes – Tagged by **SD71**


- 3 Boards for each Lesson (Class)
 - Icon
 - Photo
 - High Contrast word



- Tricky Word Lists, Rules, Liste (French), Categories AAC, LAMP, Literacy Assessments
- Artic and more SLP (Morgan McDonald) - Search her name



BitsBoard – Download Premade SD71 Resources



- Let's Try it! Tip Sheet
- [Learn 71 BitsBoard Resources](#)



Locating Bitsboard SD71 UFLI Created Resources – Student iPads

1. Open the Bitsboard app (Free or Pro)



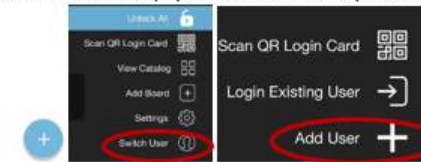
Student (Free) Can be put on any district iPad



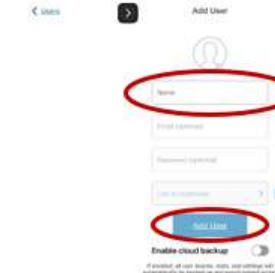
Author/ Staff (Pro \$)

SETUP student User

2. If you don't have a student user set up yet. Set one up from the library dashboard. Add a User/ Student > Select the + icon (lower right) > Switch User > Add User (if you have a user set up already go to step 4)




3. Add Student/User information – First **Name** is all that is needed (you could add an icon for the image if that would be helpful) > Select Add User



*For Staff/ User need an email and password (school district email / password - could be SD71Bitsboard). If you are authoring/ creating boards, you need a full staff/ user login.

BitsBoard – Best Practice



- Set up each **Student/User (own user)**
- Only have boards/ classes you need for that week/ unit downloaded – **Limit #**
- If **need right away** download the **boards**, classes need approval (so you may be **waiting**)
- **Orient** the student to the icon/ photos/ words using the Explore Activities
- **Adult supported** use / supervision
- Set up **another User** to **explore board** options