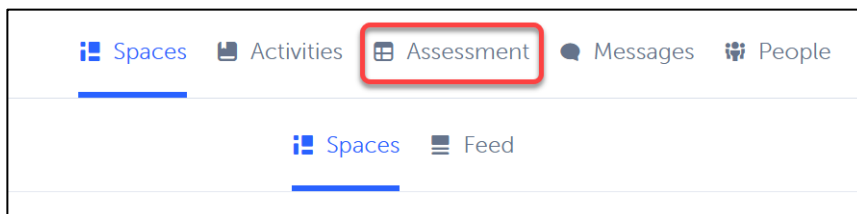


Adding Curriculum Tags to Your Classes

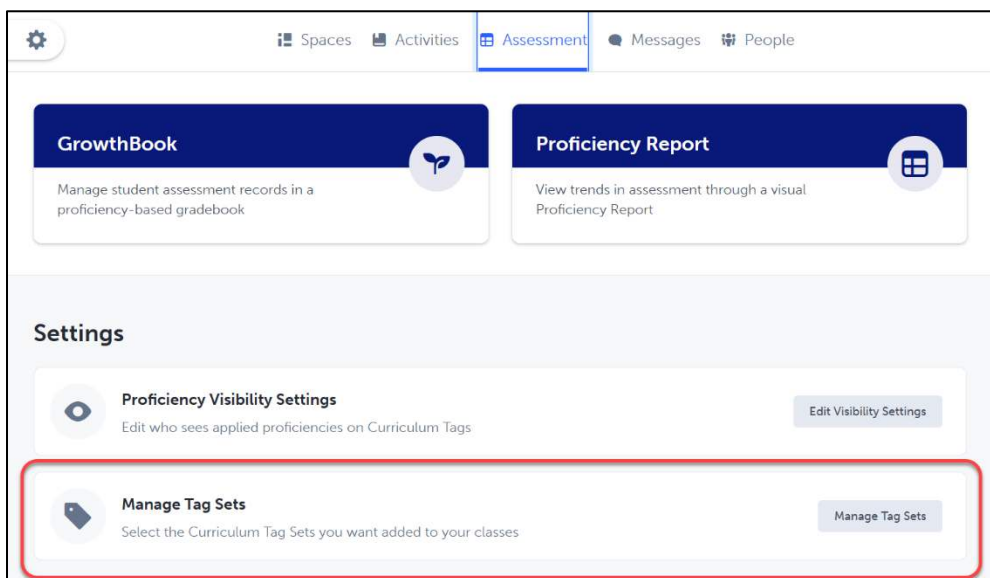
Before you can use the Curricular Competencies and Standards in your posts, you will need to add them to your class. They are already in SpacesEDU, you just need to choose the ones that you will be using this year.


🔗 Add [Curriculum Tags](#) to your account

1. Go to the Spaces Home Page and click on the **Assessment** tab at the top



2. Click **Manage Tag Sets**



3. Click **"Add Curriculum Tag Set"**
4. Click on **"State/Province"** then choose British Columbia
5. Select the subject then the grade level that you teach
6. Click on  to add Curriculum Tags for your grade level.
7. Repeat this until all the Curriculum Tags are added for your grade.

*Note: in ADST the K-3 tags are at the bottom of the list