

## Inclusive Education

---

### Core Word Focus: Make

Core words are the powerful, flexible words we use every day for most of our communication. A core word approach gives the AAC learner focused practice with these important words that will help them communicate effectively in many different situations for many different reasons. Our next focus word is **make**, along with its common conjugations: *makes*, *making*, and *made*, depending on what best suits your student's language level for modeling. **Make** is a verb that is highly flexible and commonly used which can help to greatly expanding the range of what children can communicate. The word **make** is especially powerful because it serves as a vehicle for creation. Every person is likely to make several things throughout their day, which allows for frequent exposure to the practical uses of this word.

Think about how often we *make* a phone call, *make* the bed, *make* dinner, *make* an art project, or *make* a tower—each activity engages us in an active process. This opens up countless opportunities for meaningful modeling and interaction. Pay close attention to how often you naturally use *make* in conversation — and even better, how often children say *make*, *makes*, *making*, or *made*. It's incredibly common and plays a key role in helping kids express creativity, needs, and accomplishments. Start considering what you might *make* for the student or what they might enjoy *making* with you to create rich, real-world learning experiences.

#### Examples:

We need to **make** lunch  
What did she **make**?  
That **makes** me happy/mad/scared  
What do you want to make?

**Make** a line, **make** a circle  
It's ok to **make** a mistake.  
We all **make** mistakes  
What are you **making**?

#### Books


What Will Little Bear Wear  
Extra Yarn  
Very Busy Spider ("**making**" instead of "spinning").

Birthday Soup  
The Most Magnificent Thing

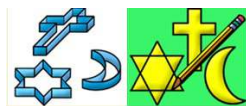
#### Activities:

Art: talk about what you will make and how  
Playdough: talk about what you make, what the student makes, offer to help make, etc.  
Snack: Make something to eat and then plan what you will need to make it, who will help make it, etc.

## TOUCH CHAT



## LAMP



## SFY



## BOOK CREATOR RESOURCES

### Links to Resources

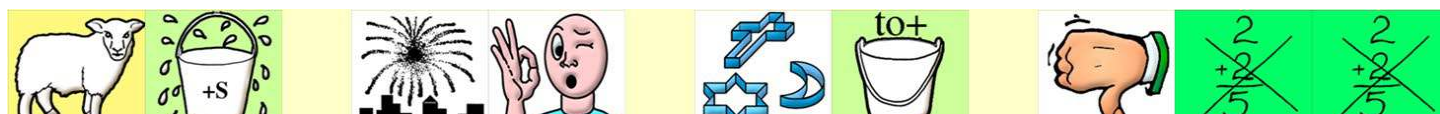


## LAMP Sentence Strips

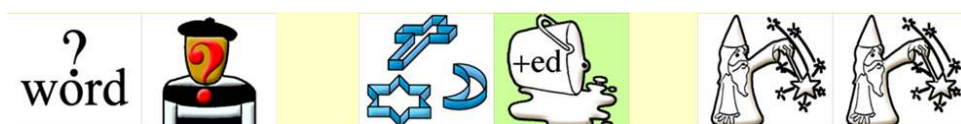
What are you making?



It's okay to make mistakes.



Who made that?



That makes me frustrated



Make a line

