

Inclusive Education

Core Word Focus: BIG

Core words are the powerful, flexible words we use every day for most of our communication. A Core word approach gives the AAC learner focused practice with these important words that will help them communicate effectively in many different situations for many different reasons. Our next core word focus is the appreciation statement word **BIG**.

The concept BIG is typically paired with little/small and are taught early on in a child's language development. One of the best ways to teach this concept is to utilize something that a student cares about; so, if they like playing with balls, provide a big ball and a small ball. If eating is a preferred activity, you could use both **BIG** and mini snack foods (e.g. mini Oreo/**BIG** Oreo, baby carrots/**BIG** carrots). This can help a student invest in clearly communicating a desired food because no one wants to eat just one mini-Oreo.

Examples:

That's a **BIG** deal

That is really **BIG**

Do you want the **BIG** one or the little one?

You are a **BIG** brother/sister

Let's go to the BIG park

My ball is the **BIG** one

Books

Goldilocks and the Three bears

Monkey Puzzle

Big and Small (Elizabeth Bennett)

The little Mouse, the Red

Big and Little are Best Friends

Big Truck, big wheels

Strawberry and the BIG hungry Bear

(Michael Garland)

Activities

Sort items by size (big, medium, small)

Have a **BIG** thing scavenger hunt

Have snacks and choose small or **BIG** items

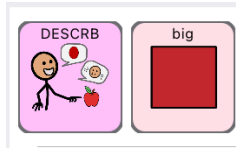
BOOK CREATOR RESOURCES



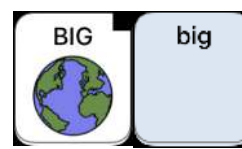
LAMP



TOUCH CHAT



SFY




CORE Sentences Strips: BIG


I want the big one




He is big



Is it big?



Is she your big sister?



My shoes are too big



That is a big house

