

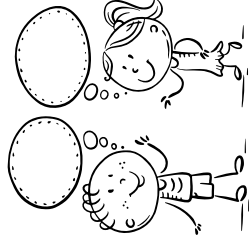

# PEER FEEDBACK

When giving feedback to your peers, it's important to be specific, constructive, and kind.

## BE RESPECTFUL & KIND

Start with positive comments.

What do you think your peer did well?





## BE SPECIFIC

Point out exactly what you liked or what could be improved. Avoid just saying it was good or I liked it.

## USE "I" STATEMENTS

Start with "I" when explaining rather than "you".




## CONSTRUCTIVE

Provide helpful ideas on how your peers can improve their project.

## ENCOURAGE QUESTIONS

Let your peer know they can ask you to provide more details or clarification.



Help your peers improve their work while maintaining a positive and supportive environment.

# Peer Feedback for

Write comments that will help your classmates improve their app prototype. Include something you liked about the app and something that could make it better. **BE SPECIFIC!!!**

## FEEDBACK



Your navigation links allowed me easily go the screen I needed to.



The colours of the text could be better if they had more contrast.

## FEEDBACK



## FEEDBACK



## FEEDBACK



## FEEDBACK



## FEEDBACK

