



THE RAINBOW RUN



GAME DESCRIPTION

In this fun team building game, students will be in groups and go on a scavenger hunt to try and crack the "Rainbow Code" by finding a sequence of colors in the correct order. The first group to complete the challenge is the winner!

EQUIPMENT NEEDED

- One 8 pack of colored markers
- 8 Cones
- 1 Hula hoop per team (I recommend 4-5 kids per team)
- 1 Printed worksheet and pencil per team
 - Optional: Place the worksheet on a clipboard
- Have your "Teacher Key" filled out with 3 color combos and a cover sheet to use during the game so students can't see the entire color sequence

For Some Video
Examples and Tips

CLICK HERE



DIRECTIONS


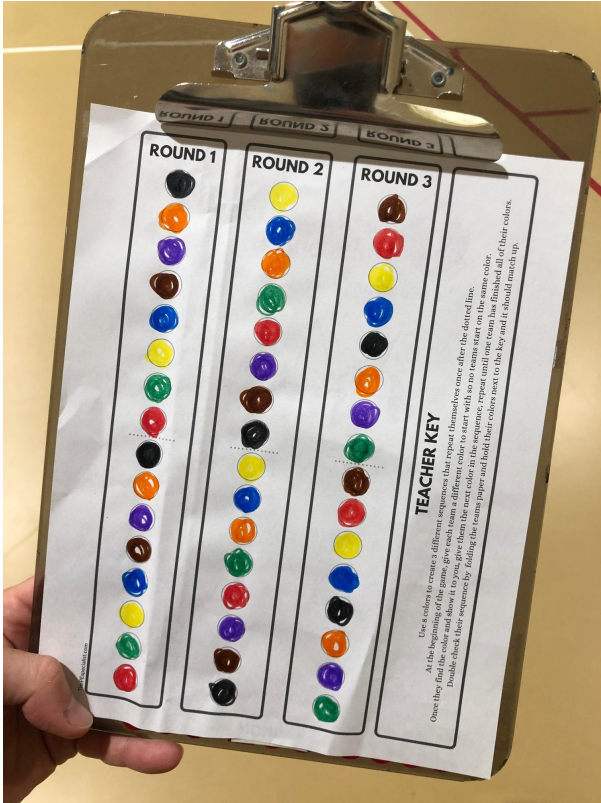
At the start of the game each team will be assigned a different color (whisper it into the ear of the team before the game starts). Your team must keep one hand on the hula hoop at all times and travel around in search of your color. Once you find it, fill in the first spot and come show your teacher to discover what the next color in the sequence is. Work together to become the first team to fill in their entire color sequence and then take it to your teacher to find out if you've gotten it correct. The first group to correctly fill in the color sequence is the WINNER!

- If your entire team is not with you, you will not be told the next color in the sequence
- If you let go of the hula hoop your team will receive a penalty
 - eg.) Sing ring around the rosie together, count 30 Mississippi's etc.

VARIATIONS

- Use more markers for larger numbers and have 2-3 under each cone of the same color
- Use more cones and have some "decoy cones" with nothing underneath them
- After each round have everyone close their eyes and allow the last place team to go and switch the colors around before the next round

SOME HELPFUL TIPS



TIP 1

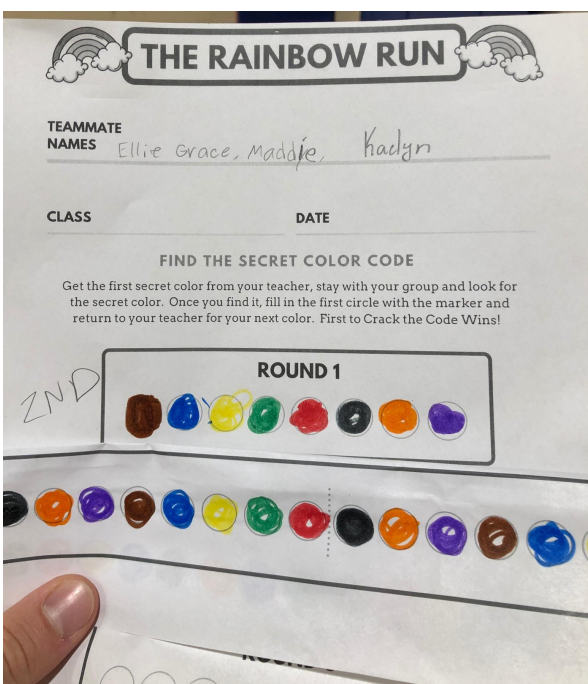
Fill out the Teacher Code Ahead of Time
Even better, cut each key out separately
and laminate them for future use

TIP 2

Fold the code so only one round is
showing so you don't get mixed up and
give students the wrong color

TIP 3

When there is a winner, you can easily
check the sequence by holding up the
code to their paper and seeing if the colors
are in the correct order





THE RAINBOW RUN



**TEAMMATE
NAMES**

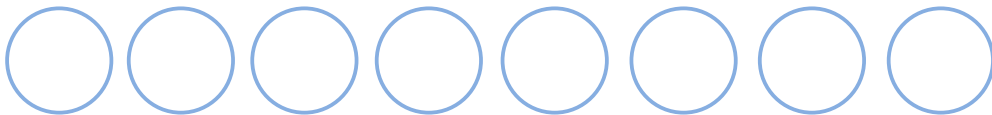
CLASS

DATE

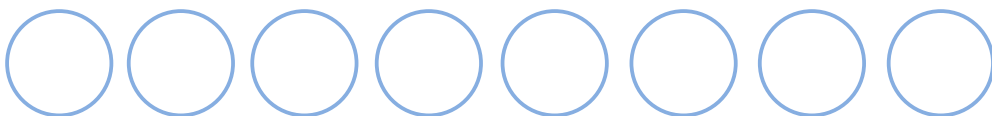
FIND THE SECRET COLOR CODE

Get the first secret color from your teacher, stay with your group and look for the secret color. Once you find it, fill in the first circle with the marker and return to your teacher for your next color. First to Crack the Code Wins!


ROUND 1



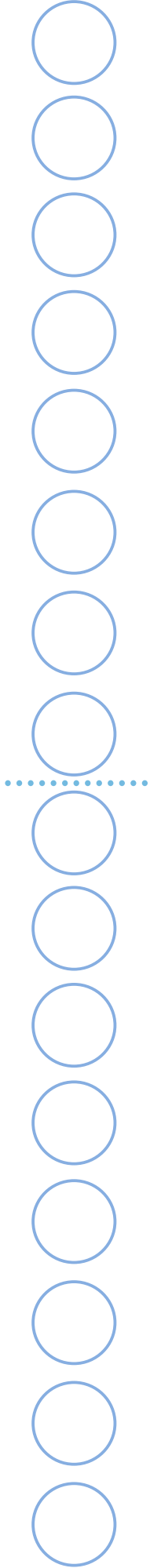
ROUND 2



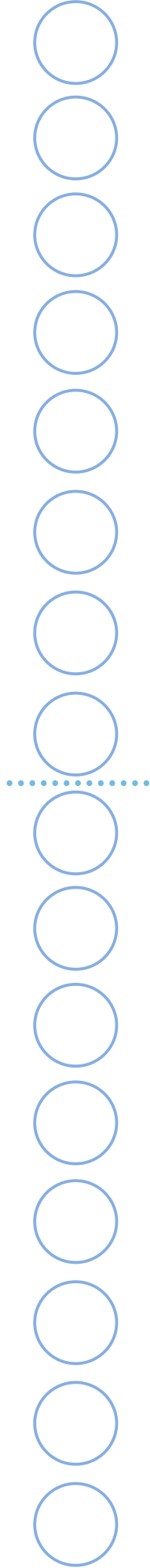
ROUND 3



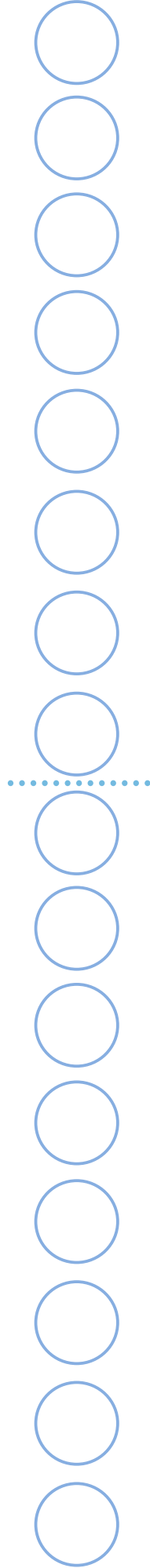
ROUND 1



ROUND 2



ROUND 3



TEACHER KEY

Use 8 colors to create 3 different sequences that repeat themselves once after the dotted line.

At the beginning of the game, give each team a different color to start with so no teams start on the same color.

Once they find the color and show it to you, give them the next color in the sequence, repeat until one team has finished all of their colors.

Double check their sequence by folding the teams paper and hold their colors next to the key and it should match up.