
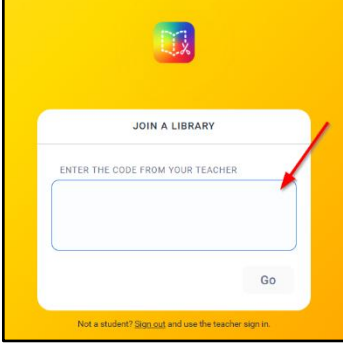
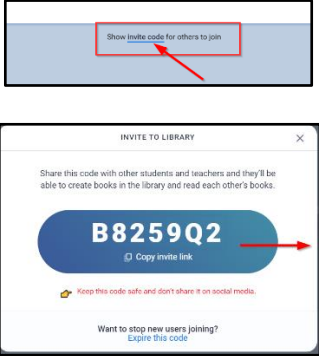


Students Accessing Teacher Library in Book Creator

First time from Microsoft AND Join Code	
<p>1</p> <p>Click on the short cut from the iPads OR go to “App.Bookcreator.com” Make sure you are logging in as a student -> there will be a yellow background. (If you are a teacher, click on the “Switch to teacher” link to log in as a teacher) Use the “Sign in with Microsoft” link to sign in. <i>NOTE: If on an SD71 computer, it will automatically skip through the next steps -> if on a home computer – use your SD71 username and password.</i></p>	
<p>2</p> <p>If this is the first time logging in to THE TEACHER’S LIBRARY, you will be prompted with an access code. Type this into the space provided.</p>	
<p>3</p> <p>TEACHERS – To access this code, create your library THEN click on the “<i>Show invite code for others to join</i>” link. Display this where students can see it.</p>	
<p>4</p> <p>IF students have already access this specific library with the join code, it will automatically log them into this specific teacher’s library. No additional step to join the library.</p>	