
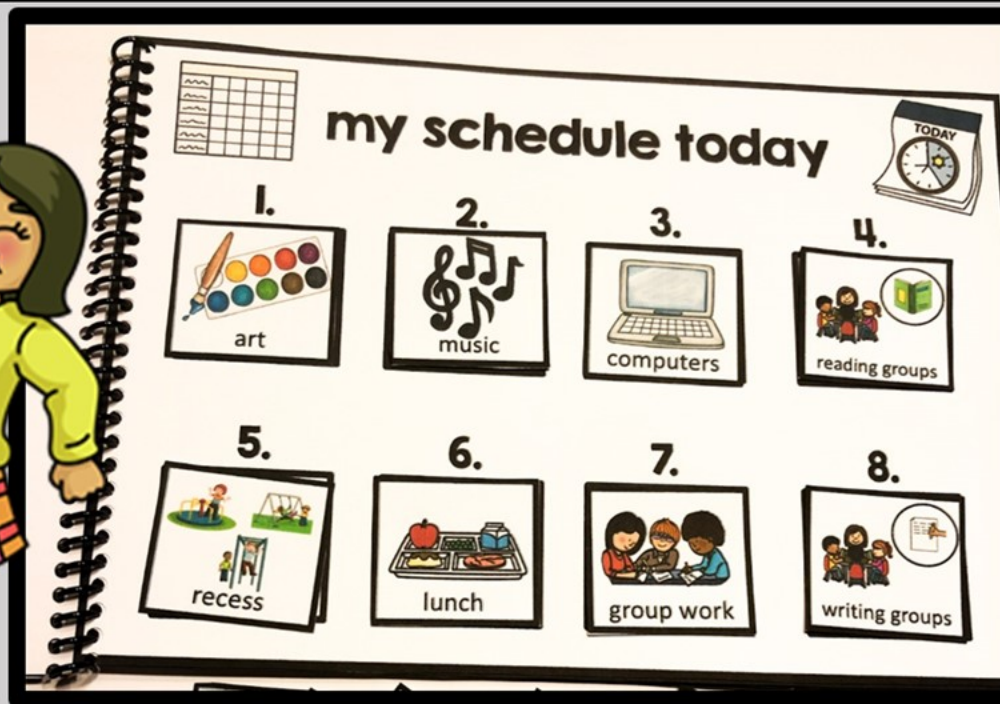


PORTABLE VISUAL SCHEDULE BOOKLET (AND BEHAVIOR)



Contents

Daily schedule directions

Front cover

Things I need today (1x page)

My schedule (2x pages)

Monday-Friday schedule
pages (2 versions)
(10x pages)

Subject/class directions

Blank subject schedule boards (x6 pages)

Class/subject/class labels (3x pages)

Daily schedule visual icons (2x pages)

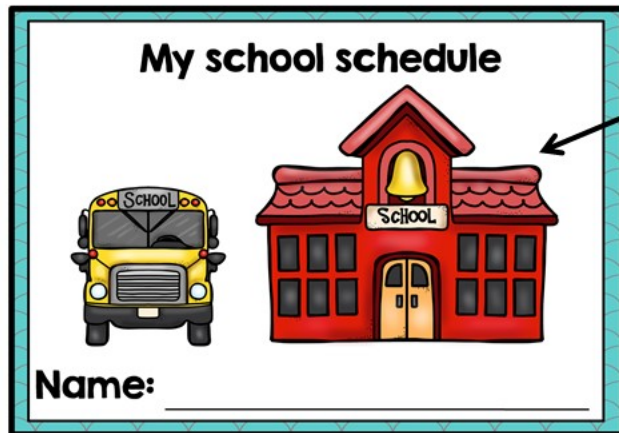
I need..... visuals (3x pages)

'I will' behavior visuals (3x pages)

'I will' classroom actions visuals (3x pages)

'I'm working for' visuals (2x pages)

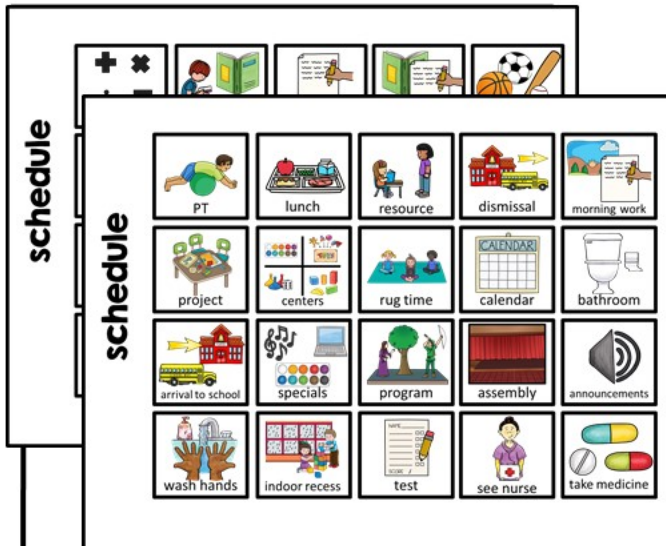
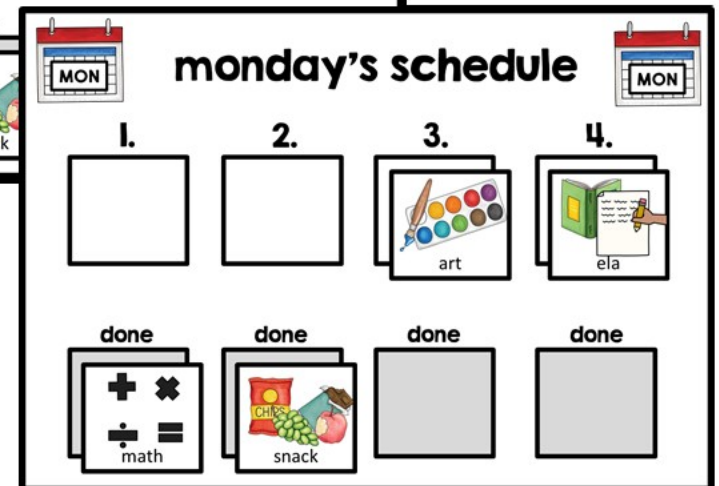
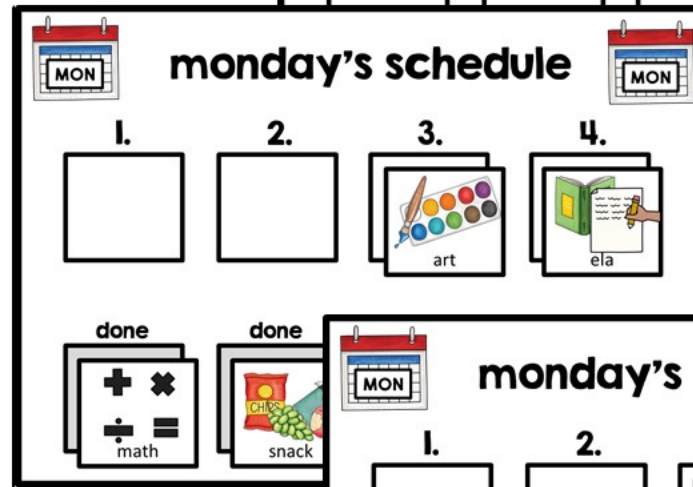
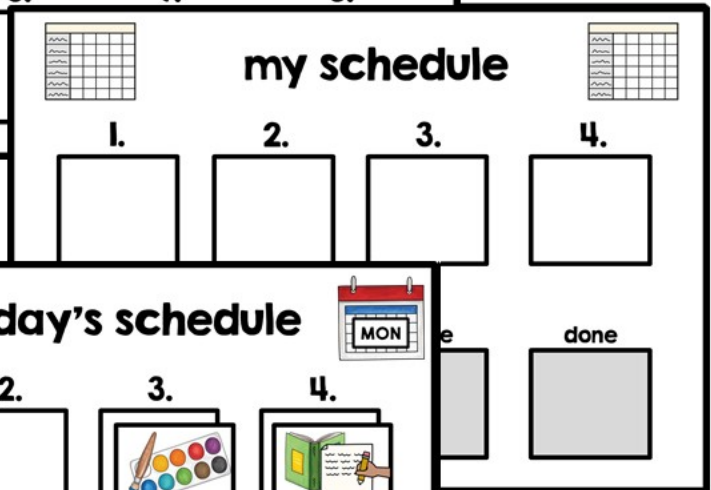
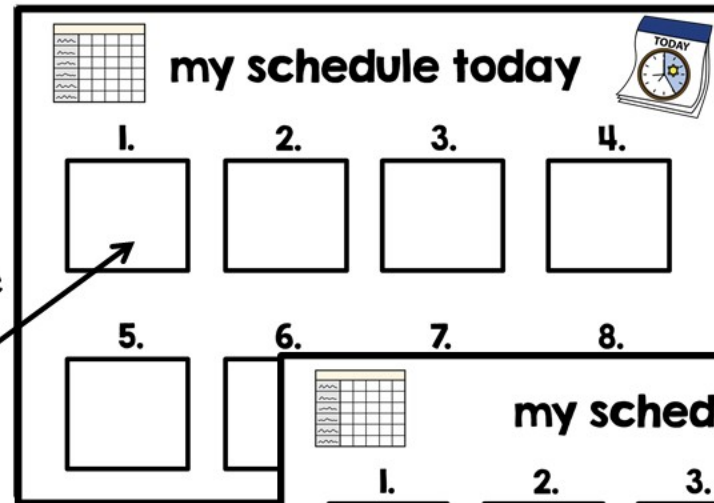
Tokens (2x pages)



Front cover

Different schedule options are available


Place soft velcro on the blank squares




Print, laminate and place hard velcro on the back of the 'schedule' squares

Depending on the student will depend on the type of schedule board that you will use to break down/visually represent their school day

8 square 'my schedule today' where there are 8 squares which allow for different schedule icons to be placed on the schedule each day. Student (or adult) can remove each part of the schedule once that part of the day/activity is complete.



my schedule today



1.

2.

3.


4.

5.


6.

7.

8.



my schedule today




1.

+×

÷=


math

2.




snack

3.




art

4.




ela

5.




recess

6.




lunch

7.




computers

8.




reading

4 square 'my schedule' where there are 4 squares which allow for different schedule icons to be placed on the schedule each day. Student (or adult) can remove each part of the schedule once that part of the day/activity is complete and move it to the 'done' square below it.



my schedule



1.

2.

3.


4.

done


done

done

done




my schedule



1.


2.

3.



art

4.



ela


done

+×

÷=

math

done



snack

done

done

Alternately, the schedules can be broken down per day of the week with both the 8 square and 4 square (with 4 'done' squares).

friday's schedule

thursday's schedule


wednesday's schedule

tuesday's schedule

Place the whole week's schedule in the student's packet, or add each each one daily

my schedule today

1.



2.



3.



4.



5.



6.



7.




8.



my schedule

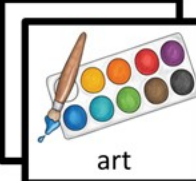
1.




2.



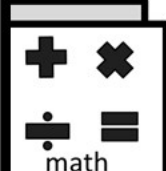
3.



4.



done



done



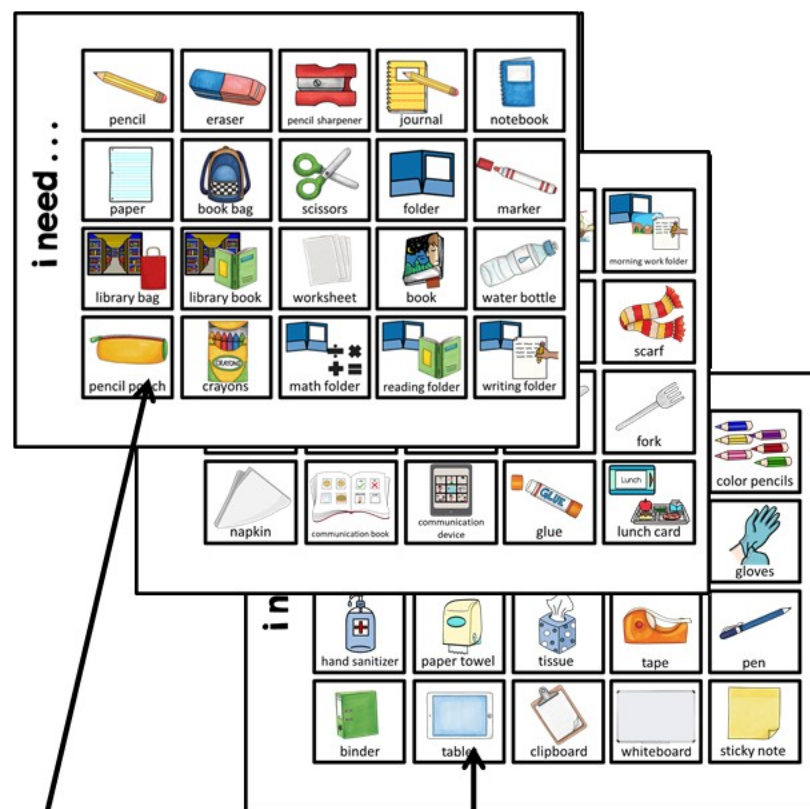
done



done




A page is also provided to visually represent the school equipment/items that the student may need that day.



Print, laminate and place hard velcro on the back of the 'schedule' squares

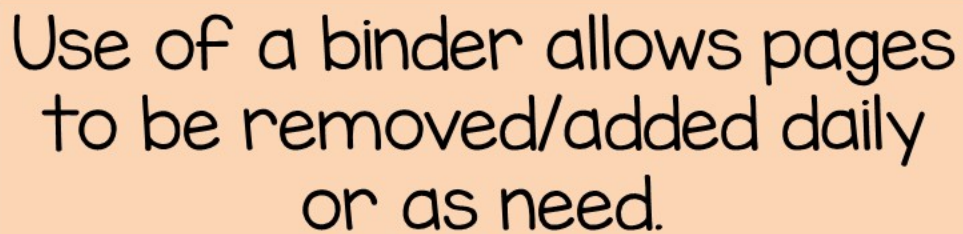
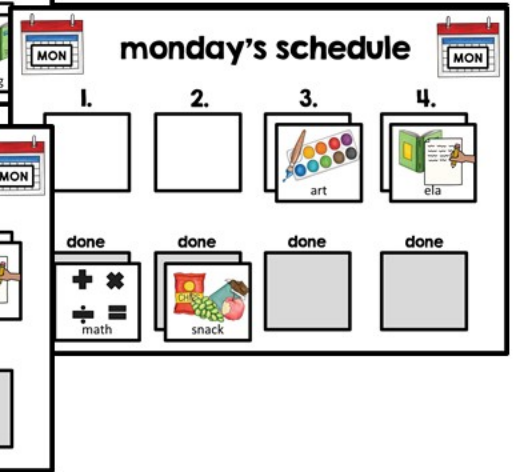
Blank squares for personalization

Place soft velcro on the blank squares



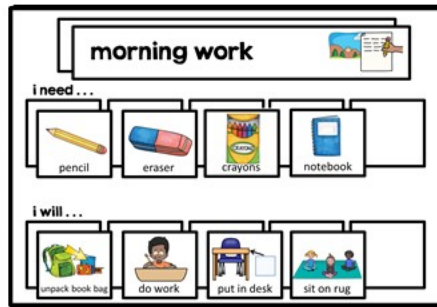


Different
daily
schedule
pages.


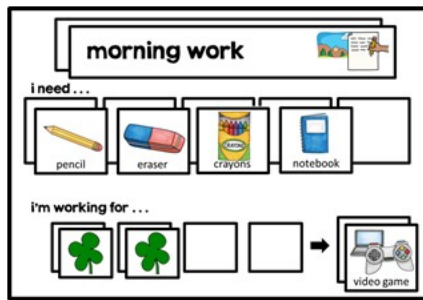

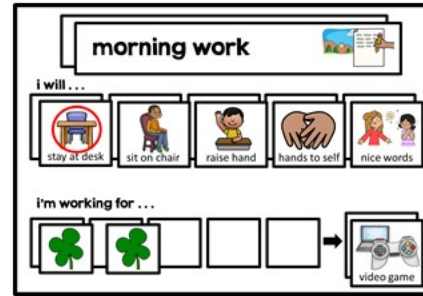


Variety of page options to visually represent:


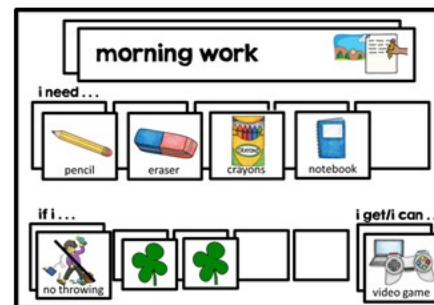
- Expected actions
- Expected behaviors
- Items needed
- Classroom/work actions
- Behavior boards for reinforcement



It is recommended to print the pages onto card stock to make the pages more durable



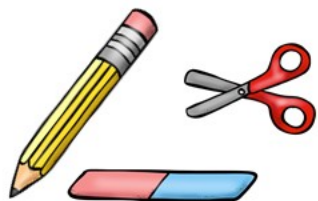
Visual icons can be attached to each page using velcro (for flexibility) or they can be glued pre-lamination to make a more permanent schedule



My school schedule

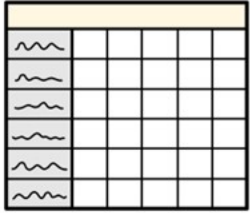


Name: _____



things I need today





my schedule today



1.

2.

3.


4.

5.


6.

7.

8.



monday's schedule



1.

2.

3.


4.

5.


6.

7.

8.



monday's schedule



1.

2.

3.


4.

done


done

done

done



tuesday's schedule



1.

2.

3.


4.

5.


6.

7.

8.



tuesday's schedule



1.

2.

3.

4.

done


done

done

done



wednesday's schedule



1.

2.

3.

4.

5.


6.

7.

8.



wednesday's schedule



1.

2.

3.


4.

done


done

done

done



thursday's schedule



1.

2.

3.


4.

5.


6.

7.

8.



thursday's schedule



1.

2.

3.


4.

done

done

done

done



friday's schedule



1.

2.

3.


4.

5.

6.

7.

8.



friday's schedule



1.

2.

3.

4.

done

done

done

done

6 different boards are created to further break down for each part of the day. for either:

- school equipment/items needed
- classroom actions that need to be performed by the student
- behavioral expectations
- token reinforcement economy to reinforce/reward the completion of classroom actions or the execution of the correct behavioral expectations.

Use whichever boards best address your student's needs. A board can be used for each part of the student's daily schedule.

I.

Select visual for the particular class/subject that is on the student's schedule

Either velcro or glue (pre lamination) to make the visual permanent

| | | |
|-------------------------------|---------------------|--|
| Class/subject/schedule | morning work | |
| | project | |
| | centers | |
| | rug time | |
| | calendar | |
| | bathroom | |

| | | | | | |
|--------------------------------------|--------------|---------------|-----------------|---------------|--------------|
| i will (classroom actions)... | | | | | |
| | clean | erase | put in tray | put in folder | put in desk |
| | | | | | |
| | turn in | pack book bag | unpack book bag | hang up | line up |
| | | | | | |
| | wait in line | do work | do best work | take my time | walk in line |
| | | | | | |
| | write | play | log on | log off | turn on |

Specific classroom actions for each scheduled part of the day can be visually represented. Student or adult can move each visual icon to the 'done' square below once that part of the schedule has been completed.

2.

i need ...

i will ...

Specific classroom/behavioral actions for each scheduled part of the day can be visually represented.

Either velcro or glue (pre lamination) to make the visual permanent

| | | |
|------------------------|--------------|--|
| Class/subject/schedule | morning work | |
| | project | |
| | centers | |
| | rug time | |
| | calendar | |
| | bathroom | |

morning work

i need ...

pencil

eraser

crayons

notebook

i will ...

unpack book bag

do work

put in desk

sit on rug

i need ...

i will (classroom actions)...

Either classroom actions or behavioral actions can be placed into this section (depending on the student's needs)

i will (behavior)...

3.

i will...

i'm working for ...

→

Specific classroom/behavioral actions for each scheduled part of the day can be visually represented, and then reinforced using a token economy.

i will (behavior)...

| | | | | |
|--|--|--|--|--|
| | | | | |
| | | | | |
| | | | | |
| | | | | |

tokens

| | | | | | | | |
|--|--|--|--|--|--|--|--|
| | | | | | | | |
| | | | | | | | |
| | | | | | | | |
| | | | | | | | |
| | | | | | | | |
| | | | | | | | |

morning work

i will...

stay at desk

sit on chair

raise hand

hands to self

nice words

i'm working for ...

→

video game

i'm working for ...

| | | | | |
|--|--|--|--|--|
| | | | | |
| | | | | |
| | | | | |
| | | | | |

Student selects what they want to work for.

Token economy/reinforcement

Student receives a token each time they are 'caught' engaging in one of the 'I will' actions. Once the student receives all 5 tokens, they are to receive access to the desired action/item that they have selected. This page is to be used for students who need help with completing tasks/performing certain behavioral actions.

4.

i need ...

i'm working for ...

→

Classroom equipment/items that the student needs can be visually represented along with a generalized token board (to reinforce on task passage of time/completion of work tasks)
Description on how to reinforce this is highlighted below.

i need ...

| | | | | |
|--|--|--|--|--|
| | | | | |
| | | | | |
| | | | | |
| | | | | |

tokens

| | | | | | | |
|--|--|--|--|--|--|--|
| | | | | | | |
| | | | | | | |
| | | | | | | |
| | | | | | | |
| | | | | | | |
| | | | | | | |

morning work

i need ...

pencil

eraser

crayons

notebook

i'm working for ...

→

video game

i'm working for ...

| | | | | |
|--|--|--|--|--|
| | | | | |
| | | | | |
| | | | | |
| | | | | |

Student selects what they want to work for.

Token economy/reinforcement

Student receives a token each time they are either 'caught' doing the right thing, or to indicate the passage of time/completion of each part of the student's work (eg, if morning work typically takes 20 minutes, a token could be delivered every 4 minutes, or one could be delivered after 1/5 of the work is completed so the student is aware just how much work they have to complete before they receive reinforcement). Once the student receives all 5 tokens, they are to receive access to the desired action/item that they have selected. This page is to be used for students who need help with completing tasks.


5.

i need ...

if i ...
i will ...

Classroom equipment/items that the student needs can be visually represented along with a token board to reinforce a specific target behavior

Description on how to reinforce this is highlighted below.



morning work

i need ...

pencil


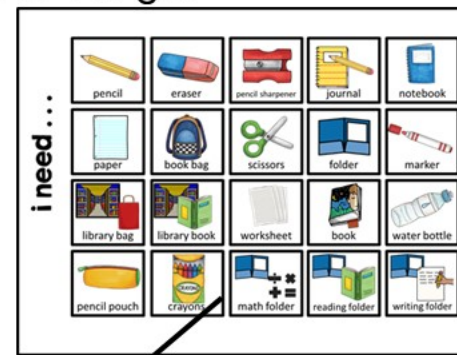
eraser

crayons

notebook

if i ...
i get/i can ...

no throwing



Student selects what they want to work for.

Token economy/reinforcement

Student receives a token each time they are either 'caught' doing the target behavior if using a positive behavior visual (eg 'hands to self') or the passage of time in which the student does NOT engage in the behavior if using a negative behavior visual (eg, 'no spitting', so if the student usually engages in spitting every 4 minutes or whenever a demand is placed, give the student a token every 3 minutes that spitting does not take place, or every time a demand is placed and the student does not spit etc). Once the student receives all 4 tokens, they are to receive access to the desired action/item that they have selected.. This page is to be used for students who need help with completing tasks/engaging in correct behaviors.

6.

i will ...


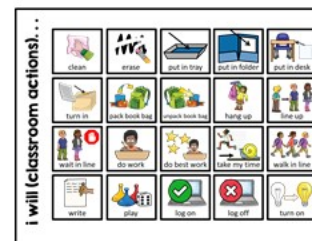

if i ...

i get/can ...

Specific classroom/behavioral actions for each scheduled part of the day can be visually represented to visually remind the student of expectations/routines, along with a token board to reinforce a specific target behavior

Description on how to reinforce this is highlighted below.

Either classroom actions or behavioral actions can be placed into this section (depending on the student's needs)



morning work

i will ...

stay at desk

sit on chair

raise hand

hands to self



nice words

if i ...

no throwing

i get/i can ...

video game



Student selects what they want to work for.

Token economy/reinforcement

Student receives a token each time they are either 'caught' doing the target behavior if using a positive behavior visual (eg 'hands to self') or the passage of time in which the student does NOT engage in the behavior if using a negative behavior visual (eg, 'no spitting', so if the student usually engages in spitting every 4 minutes or whenever a demand is placed, give the student a token every 3 minutes that spitting does not take place, or every time a demand is placed and the student does not spit etc). Once the student receives all 4 tokens, they are to receive access to the desired action/item that they have selected. This page is to be used for students who need help with completing tasks/engaging in correct behaviors.

i will ...

done ...

| |
|--|
| |
|--|

i need ...

| |
|--|
| |
|--|

| |
|--|
| |
|--|

| |
|--|
| |
|--|

| |
|--|
| |
|--|

| |
|--|
| |
|--|

i will ...

| |
|--|
| |
|--|

| |
|--|
| |
|--|

| |
|--|
| |
|--|

| |
|--|
| |
|--|

| |
|--|
| |
|--|

i will ...

i'm working for ...



i need ...

i'm working for ...



i need ...

if i ...

i get/i can ...


i will ...

if i ...


i get/i can ...

Class/subject/schedule

math




reading



writing



ela



p.e



art




Class/subject/schedule

social studies



reading groups



writing groups



group work



independent work

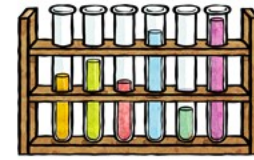


recess



Class/subject/schedule

science



music



drama



computers



library




snack

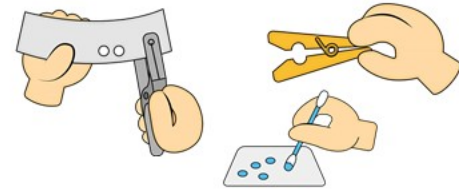


Class/subject/schedule

speech




o.t



p.t



lunch



resource




dismissal



Class/subject/schedule


morning work



project



centers



rug time



calendar



bathroom



Class/subject/schedule

arrival to school



specials



program



assembly



announcements



wash hands



Class/subject/schedule

indoor recess



test



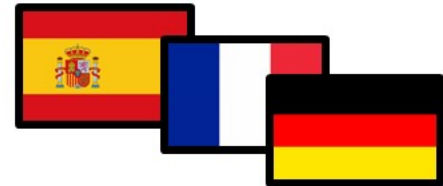
see nurse



take medicine



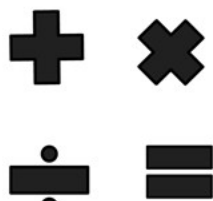
languages



health



schedule



math



reading



writing



ela



p.e



art



social studies



reading groups



writing groups



group work



independent work



recess



science



music



drama



computers



library



snack



speech



OT

schedule



PT




lunch



resource




dismissal



morning work



project



centers



rug time



calendar



bathroom



arrival to school



specials



program



assembly



announcements



wash hands



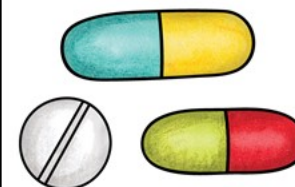
indoor recess



test




see nurse




take medicine

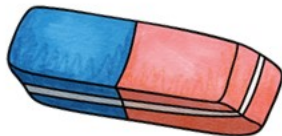
schedule



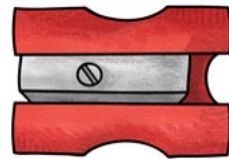
i need...



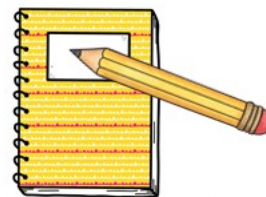
pencil



eraser



pencil sharpener



journal



notebook



paper



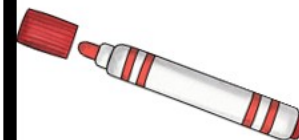
book bag



scissors



folder



marker



library bag



library book



worksheet



book



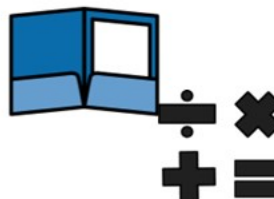
water bottle




pencil pouch




crayons



math folder



reading folder



writing folder

i need...



speech folder




take home folder



science folder



social
studies folder



morning work folder



sweater



coat



gloves



hat



scarf



snack



headphones



lunchbox




spoon




fork



napkin




communication book



communication
device



glue



lunch card

i need...



gym shoes




gym clothes



computer



construction paper




color pencils



folders



workbook



face mask



face shield



gloves



hand sanitizer



paper towel



tissue



tape



pen




binder



tablet



clipboard



whiteboard



sticky note

i will (behavior)...



raise hand



sit on chair




stay at desk



hands to self



nice words



quiet voice



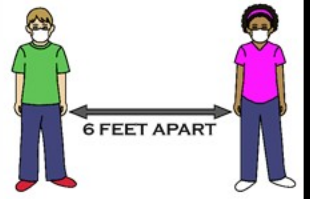
still body



work



feet still



social distance



hands in lap



sit on rug



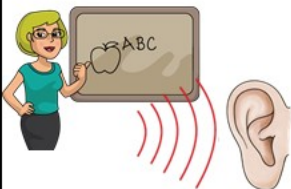
body to myself



play nice



share



listen to teacher



follow directions



ask for help



hands still



feet to self

i will (behavior)...



clean up



pay attention



work together




be kind



listen to others



play by rules



take turns



use toys the right way



tell truth



gentle hands



look at teacher



stay in group



use materials
the right way



wear my mask



wear my shield




air five



elbow bump




foot touch



hands to side

i will not (behavior)...



no cheating



don't touch
others




don't be mean



no arguing



no scratching



no interrupting



no hitting head



no lying



no making faces



no making mess



stomping



no tantrums



no making fun off



no tripping others



out of mouth



no cursing



no bothering



ignoring

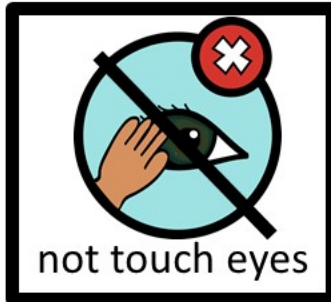




no pushing




no swiping

i will not (behavior)...




i will (classroom actions)...



walk



read



draw



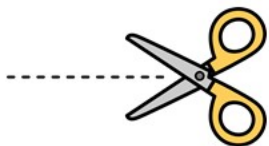
put away



clean up



build




cut



paste



throw in trash



color



eat



choose book



check out



return



look



work



sit



sit at desk



write



paint

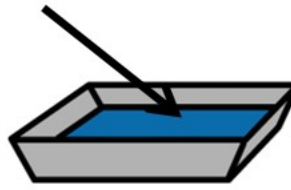
i will (classroom actions)...



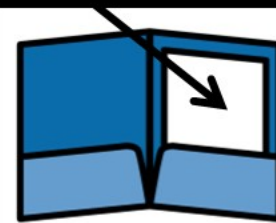
clean




erase



put in tray



put in folder



put in desk



turn in




pack book bag



unpack book bag



hang up



line up




wait in line



do work



do best work



take my time



walk in line



write




play



log on




log off



turn on

i will (classroom actions)...



turn off



write name



answer questions



finish worksheet



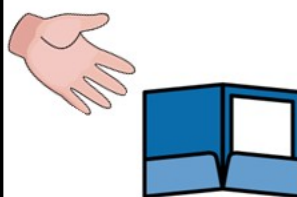
finish activity



watch



group work



get folder



book report



stop



go



wait



take test




spelling



partner work



cut and paste



check work



stand quietly



sit on floor



clean up

i will (classroom actions)...




choose book



open




close



reading groups



writing group



math groups



pump soap



put on face mask



take temperature



sneeze into arm



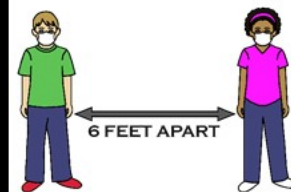
cough into arm



wipe nose



wash hands



social distance



stand on spots



sit behind screen



use sanitizer


i'm working for ...



video game



computer



tablet



toy



you tube



color



draw




paint




read




legos



blocks



centers



line leader



class helper




break



water break



run errand



stickers

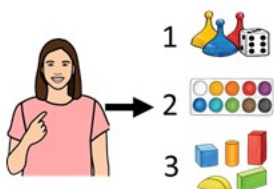


prize box



ice cream pass

i'm working for ...




my choice



play doh



cars and trucks



kitchen



dress up



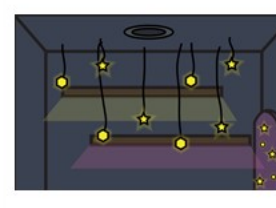
listen to music



doll



puzzle



sensory room



library



water play



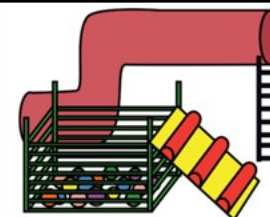
choice seating



activity center



pretend play



play area



bean bag



train set



game




card game

tokens



tokens



CREDITS



[Sarah pecorino illustration](#)



Artifex



[Kate hadfield designs](#)



RamonaM [graphics](#)



[Bunny on a cloud](#)



[Pigskit](#)

