


## Word Prediction Predictive Text Settings

Suggested words will display above the onscreen Apple keyboard.



**Settings->General    Keyboard    Predictive**

To turn on tap and hold to hear predicted word spoken:

- Settings
- Accessibility
- Spoken Content
- Typing Feedback
- Turn On "Hold to Speak Predictions"

<https://t.ly/71ipad-predictive-text>



## Enable Dictation Settings

Select microphone icon on Apple keyboard to use speech to text



**Settings->General    Keyboard    Enable Dictation/  
Toggle On**

NOTE: After a major update, Siri & Dictation will need to be re-enabled under "Allowed Apps"

<https://t.ly/71ipad-dictation>



## Spoken Content 3 Ways Settings

Selected Text will be read out loud (apps, screen, web).



**Settings->General    Accessibility    Spoken Content**

Turn the following On

- Speak Selection
- Speak Screen
- Speech Controller


Change voice and speaking rate/ speed/ language if required.

<https://t.ly/71-spokencontent>



## Reader View in Safari Settings

Customize text preferences. Hides ads & distractions on websites.



**Safari    Go to a "text'  
based website    Select AA  
in URL bar->  
Show Reader**

Select AA to change options

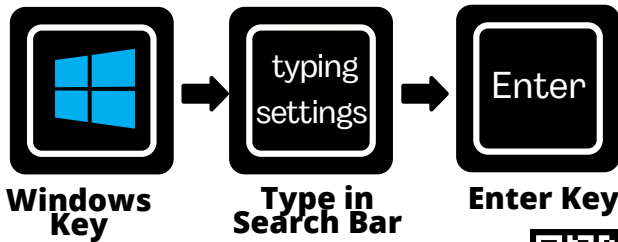
- Text size
- Listen
- Font
- Background colour

<https://t.ly/71ipad-safari-readerview>



## Text Suggestions Word Prediction Apps

Suggested words will display right above the cursor when typing in any application.



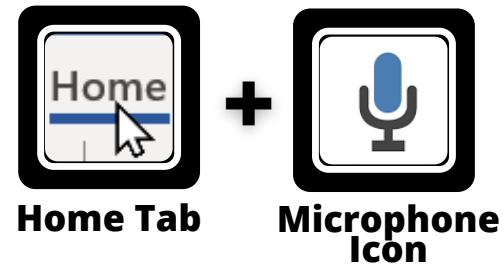
- Scroll to: **Hardware Keyboard**
- Toggle “show text suggestions as I type”  on

<https://t.ly/71Windows-word-prediction>



## Dictate Speech to Text Apps

Students can dictate in any text box in Office 365 apps.



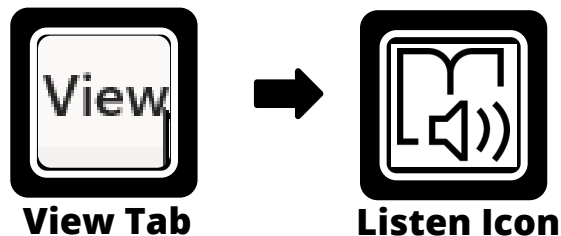
- Click on “Home” tab.
- Click on Microphone icon -> Dictate.
- Speak.
- Click Microphone icon to stop.


<https://t.ly/71microsoft-dictate>



## Immersive Reader Text to Speech Apps

Microsoft tool to read text in simplified view.




- Click on “View” tab.
- Click on Immersive reader icon.
- Adjust settings.
- Click  to “Play”.
- Click <-- to “Exit”

<https://t.ly/71microsoft-immersive-reader>



## Edge Editing PDF Files Apps

Open PDFs in the Edge browser to create text boxes to type in.



- Right click pdf file
- Open with -> Microsoft Edge.
- Click on Text tool
- Click on location to create text box.
- Type in text.

<https://t.ly/71Edge-PDF-Editor>



## Text Suggestions Word Prediction Tools

Suggested words will display right above the cursor when typing in any application.



**Windows Key**    **Type "typing" in Search Bar**    **Enter Key**

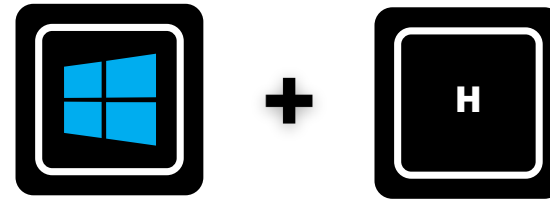
- Scroll to: **Hardware keyboard**
- Toggle -> "show text suggestions as I type".  on

<https://t.ly/71Windows-word-prediction>



## Windows Dictation Speech to Text Tools

Students can dictate in any application with a text box.



**Windows Key**    **Letter H**

<https://t.ly/71windows-dictation>



## Read & Write Text to Speech Tools

Chrome or Edge extension when open will read text. If text is selectable use "Play" if not use "Screenshot Reader"



**Read & Write**

- Works with:
- websites
  - O365 online apps

<https://t.ly/71read-write>

Make sure Chrome extensions are pinned.



## OrbitNote Editing PDF Files Tools

Chrome or Edge extension used to open PDF files in order to listen to text, access text supports or edit them.



**OrbitNote**

<https://t.ly/71orbitnote>




## Seeing AI



## Apps

Hover device camera over text, documents, handwriting, scenes, objects or people to have it spoken out loud.



- Crop text with paper so the app knows what to read.
- Change language under iOS Settings > Seeing AI > Language

<https://t.ly/71ipad-seeingai>



## Microsoft Lens



## Apps

Take a photo of text/ handwriting/ document bring into Immersive Reader, Office 365 apps or annotate on the file.



Choose Actions

Immersive Reader: Read

Handwriting to Digital Text

<https://t.ly/71ipad-microsoftlens>

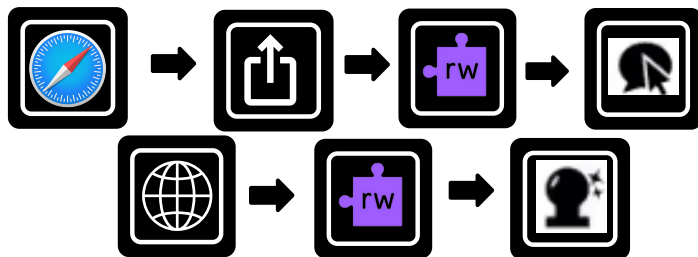


## Read&Write iOS



## Apps

Reading supports in Safari. Alternative keyboard provide word prediction and text to speech.



- Access the Safari Read & Write toolbar to have text supports on the web.
- Add the Read & Write keyboard to access text supports.

<https://t.ly/71ipad-readandwrite>



## SnapType (Free)



## Apps

Take a photo of a document -> type or dictate text.



*SnapType is the Free version so has limited functionality.  
For the full version contact IThelpdesk or Inclusive Ed*

<https://t.ly/71ipad-snaptype>



## IPAD IOS STUDENT LEARNING TOOLS

The built-in universal tools listed below will help ALL students access and engage in educational experiences on iPads/iPhones.



**Settings**

*If universal tools aren't helping, contact the LST or Inclusive Ed Tech department for other options.*

## OFFICE 365 STUDENT LEARNING TOOLS

The universal tools listed below will help ALL students access and engage in educational experiences using the Office 365 apps.



**Apps**



*If universal tools aren't helping the student, contact the LST or Inclusive Ed Tech department for other options.*

## STUDENT LEARNING TOOLS

The universal tools below will help ALL students access and engage in educational experiences.



**Tools**

To "pin" the extensions so they are always visible, click on the puzzle piece  on the right of the URL space, click on the push pin  to the right of the extension.

*If universal tools aren't helping the student, contact the LST or Inclusive Ed Tech department for other options.*

## IPAD APPS STUDENT LEARNING TOOLS

The apps listed below are loaded on all SD71 iPads and will help ALL students access and engage in educational experiences on iPads/iPhones.



**Apps**

*If universal tools aren't helping, contact the LST or Inclusive Ed Tech department for other options.*