






Read&Write for iOS

Quick Reference Guide 08.23







Keyboard

Tool	Symbol	How it works
Text to Speech		<p>Reads text aloud with dual color highlighting and natural-sounding voices.</p> <p>To use, place your cursor in front of some text and click the Play button.</p>
Prediction		<p>Provides word suggestions as you type. Develops writing skills and helps construct error-free sentences more easily.</p> <p>Simply tap or swipe a word to insert it. You can also have word suggestions read aloud by enabling this setting in the Read&Write app.</p>
Check It		<p>A proofreading tool that checks for spelling, grammar and confusable word errors.</p> <p>Place your cursor in a sentence you would like to check, and click the Check It icon. For each identified error, choose from one of the suggestions on the right side of the keyboard. When finished, click the check mark to insert your changes back into the text.</p>
Dictionary, Picture Dictionary		<p>Provides definitions and images from Wigit® Symbols to support comprehension.</p> <p>Click the Play button to hear the definitions read aloud.</p>
Talk&Type		<p>Turns the spoken word into text by dictating into a microphone.</p> <p>Tap the microphone icon and begin speaking. Tap in the top left corner of the screen when finished.</p>

Writing App

Tool	Symbol	How it works
Text to Speech		<p>Reads text aloud with customizable text highlighting and variety of voices.</p> <p>To use, place your cursor in front of some text and click the Play button.</p>
Prediction		<p>Provides word suggestions as you type. Develops writing skills and helps construct error-free sentences more easily.</p> <p>Simply tap a word to insert it.</p> <p>If using the Read&Write keyboard, Prediction will be built into the keyboard. If using the iOS or another keyboard, you'll see the Prediction words displayed inside the writing app.</p>
Insert Image		<p>Insert images from your camera or photo library into your document.</p>
Spelling and Grammar Check		<p>A proofreading tool that checks for spelling, grammar and confusable word errors.</p> <p>Automatically checks for errors as you type, or tap on a word to make a correction.</p> <p>Choose from the list of suggested corrections, or tap the icon at the bottom of the list to ignore the error.</p>
Change Font and Spacing		<p>Includes basic formatting options, font style and size, and spacing options.</p>
Settings		<p>Customize speech, prediction and other settings for both the writing app and the keyboard.</p> <p>You can also access the Account page to unlink your account, sign in with an email or product code, and access the keyboard Setup Wizard.</p>
Save		<p>Save your document to Google Drive, OneDrive, Dropbox and more.</p> <p>You can also download your document as an audio file with your applied speech settings.</p>
Export		<p>Export your document as a text, RTF or Word file.</p>

Safari web toolbar

Tool	Symbol	How it works
Text to Speech		Reads text aloud with dual color highlighting and natural-sounding voices. To use, select some text and click the Play button.
Hover Speech		Reads text on websites aloud. Just tap where you'd like to start reading on the page.
Talking Dictionary		Provides definitions to improve comprehension and writing. Definitions can even be read aloud. Highlight a word and click the icon. Click the Play button next to each definition to have it read aloud.
Picture Dictionary		Displays images from Widgit® Symbols to help support fluency and understanding.
Translator		Allows single words to be translated into Spanish, French or Portuguese and spoken in that language. Translation language can be selected in Settings menu.
Settings		Customize your speech settings and translation language for the current website.

Video Support: <https://youtu.be/eE6UIAurUjg>

Technical Support: <http://support.texthelp.com>