

Core Competency Picture Charts

What:

- Co-constructed charts of Core Competencies (“I can...” statements) to focus student learning during various learning activities. These can be used as learning intentions.

Why:

- To develop students’ abilities to understand and apply the Core Competency language.
- To provide students with common language for self-assessment.
- To help students understand the purpose of their learning.

How:

- Set learning intentions by choosing one “I can...” statement for each learning activity (E.g. During a nature walk, our learning intention is “I can observe using my senses.”)
- To continue to bring attention to learning intentions throughout the learning activity.
- During a check-in or group reflection time, ask students to self-assess based on the “I can” statement chosen. (E.g. Students can use the thumbs up, thumbs down, thumb sideways check-in strategy).

When:

- Used consistently throughout the day. They can be posted in various parts of the classroom.
- Students are reminded of their learning intentions prior to learning activities beginning, as well as during a halfway check-in.

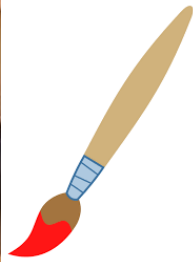
Full size samples are on the next slides.

What is my job?

In STORY WORKSHOP...



I can represent my learning in different ways.




I can give, receive, and act on feedback.



I get ideas when I play.
My ideas are fun for me
and make me happy.



I can tell a story from my
brain and my heart.




What is my job?

In Outdoor Work...

I get ideas when I use my senses to explore.



I can ask open-ended questions and gather information.



I am an active listener.



I understand how my values shape my choices.




What is my job?

In Math...



I get ideas when I play.



I can reflect on my own thinking.



I understand that learning is continuous.



I understand and share information about a topic.

