

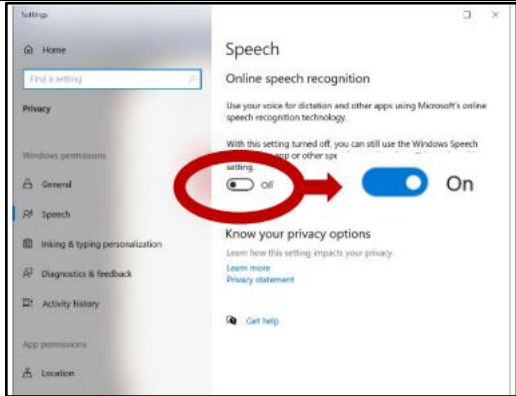



Enabling Windows Dictate (Windows-> H)

Use dictation to convert spoken words into text anywhere on your PC with Windows 10. Dictation uses speech recognition, which is built into Windows 10, so there's nothing you need to download and install to use it.

Enabling for the first time . .

1	Press Window key + H	
2	Click on the prompt.	
3	Toggle the setting to "On".	
4	Place your cursor in a "text" area. Click Microphone icon. Start talking.	

More Info on [Using Voice to Text \(Dictation\) in Windows 10](#)

