

## How to Access Our Overdrive ebooks and audiobooks Using SORA

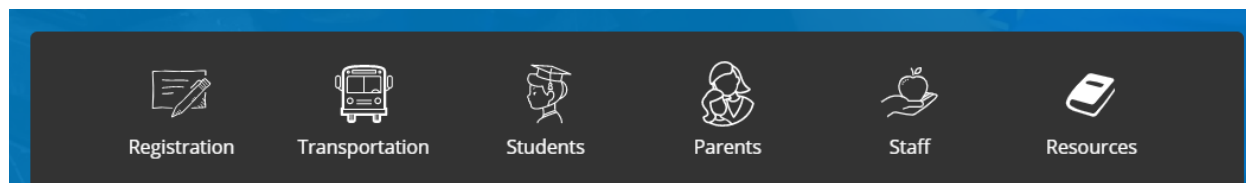
There are a few ways to access our Overdrive ebooks and audiobooks. One of the first ways we show students is through their library home pages, as the library home pages contains links to lots of other valuable resources, all in one place, that we want them to be familiar with. Below are the steps for students to follow, while at home, to access them. Our district owns these titles, so they will be available when in-school instruction begins again. *Note that our district also owns a collection of Follett ebooks and audiobooks, which is accessed in a different way, through Our Library – Catalog – Destiny Discover searches. There is a tip sheet for this as well.*

These steps can be followed on a computer, or on a portable device such as an ipad or cell phone, simply by opening a browser.

Go to the school district home page by typing in [comoxvalleyschools.ca](http://comoxvalleyschools.ca) into your browser. Or, click the link. At school, the browser we use the most is Google Chrome. This is what the school district home page looked like on April 3, 2020:



On the school district home page, scroll down to the black, horizontal navigation bar. It looks like this:



J. Pearce, April 3, 2020

Click on **Students** to view all the resources available to them. This screen displays:

[Students](#) » Information and Resources for Students

## Information and Resources for Students

### Welcome Students!

Listed below are resources that students may find useful.



### Information and Resources for Students

[Destiny Library Search](#) ↗

[ERASE Bullying](#) ↗

[Learn71](#) ↗

[Literary Resources](#) ↗

[Learning Resource Centre](#)

[Peer Conflict, Mean Behaviour and Bullying](#) ↗

[Research Databases](#)

[School Operating Times](#) ↗

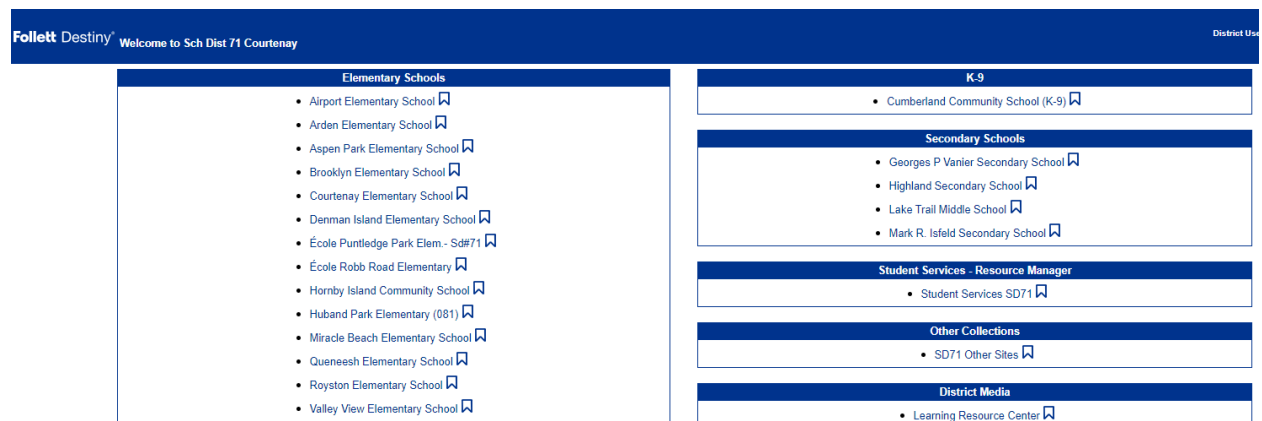
[Sexual Health For Youth](#)

[Sexual Orientation & Gender Identity Resources](#)

### Secondary transcript and certificates.

Secondary school transcripts and certificates may be ordered from the [Ministry of Education](#).

Click on **Destiny Library Search** in the blue vertical menu in the screen shot above, and a list of our schools displays:

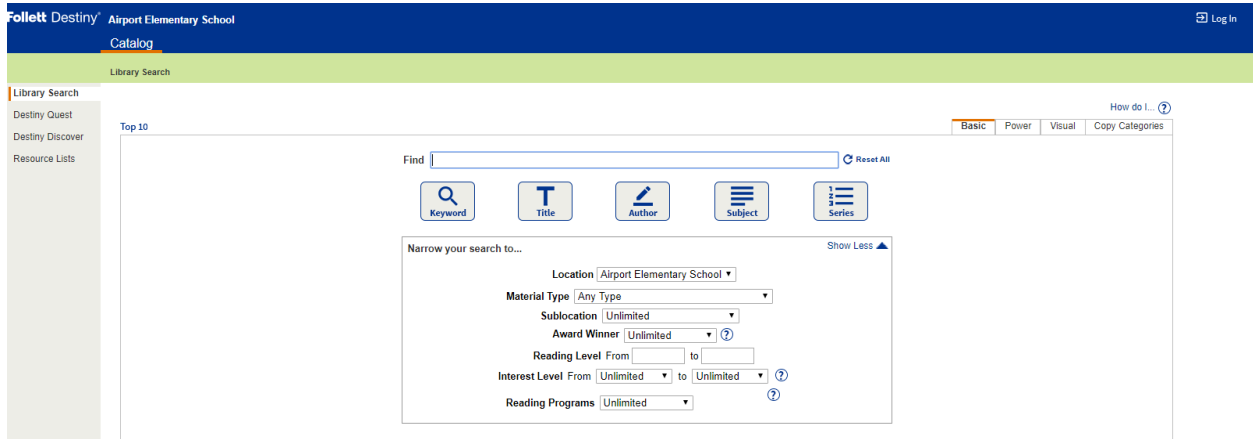


**Follett Destiny** Welcome to Sch Dist 71 Courtenay District Use

Elementary Schools	K-9
<ul style="list-style-type: none"><li>Airport Elementary School ↗</li><li>Arden Elementary School ↗</li><li>Aspen Park Elementary School ↗</li><li>Brooklyn Elementary School ↗</li><li>Courtenay Elementary School ↗</li><li>Denman Island Elementary School ↗</li><li>École Puntledge Park Elem. - Sd#71 ↗</li><li>École Robb Road Elementary ↗</li><li>Hornby Island Community School ↗</li><li>Huband Park Elementary (081) ↗</li><li>Miracle Beach Elementary School ↗</li><li>Queeneesh Elementary School ↗</li><li>Royston Elementary School ↗</li><li>Valley View Elementary School ↗</li></ul>	<ul style="list-style-type: none"><li>Cumberland Community School (K-9) ↗</li></ul>
	Secondary Schools
	<ul style="list-style-type: none"><li>Georges P Vanier Secondary School ↗</li><li>Highland Secondary School ↗</li><li>Lake Trail Middle School ↗</li><li>Mark R. Isfeld Secondary School ↗</li></ul>
	Student Services - Resource Manager
	<ul style="list-style-type: none"><li>Student Services SD71 ↗</li></ul>
	Other Collections
	<ul style="list-style-type: none"><li>SD71 Other Sites ↗</li></ul>
	District Media
	<ul style="list-style-type: none"><li>Learning Resource Center ↗</li></ul>

**Searching the LRC**  
To search the LRC resources, log in to your school library first, then click on Catalog and make sure LRC is checked.

Click on your school. In this example, I clicked on **Airport Elementary School**, and Airport's generic library page displays:

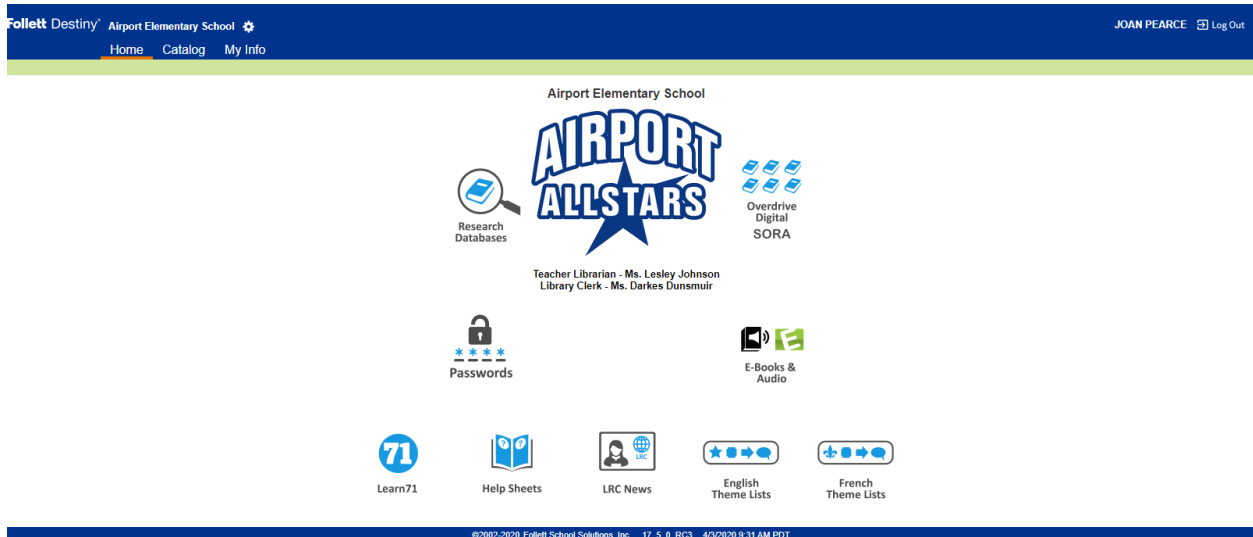


This is the version that anyone can access. For students to access all of our great resources, however, which are password protected, they need to log in. They do this by clicking on the

A blue rectangular button with a white 'Log In' text and a small icon of a person.

small **Log In** link in the blue horizontal bar in the upper right-hand corner.

The student logins are set up as username: their student number, and password: their initials plus the last four digits of their phone number. When they login, the full library home page appears:

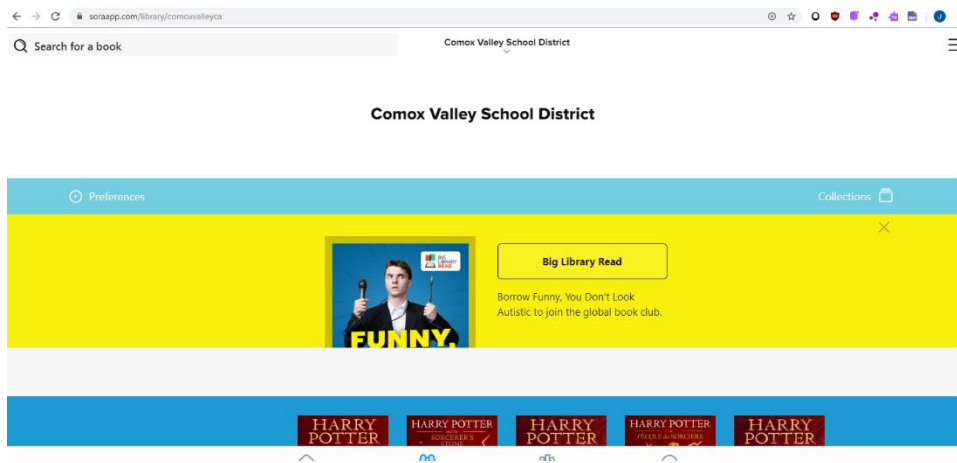


*J. Pearce, April 3, 2020*

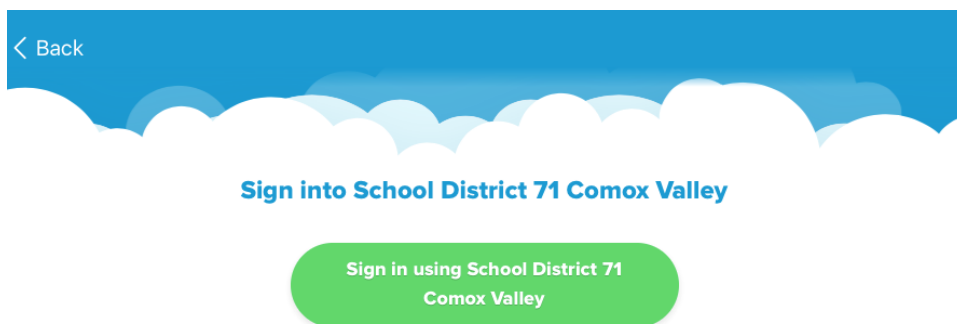
To access the Overdrive ebooks and audiobooks, click on the **Overdrive Digital SORA** button.



If you have been to the site before on the computer or portable device you are using, the screen for our Comox Valley School District site will open, and you can scroll down to browse all the collections. Below is what the home screen looked like on April 7, 2020. It does change. *Note that if you are ever asked for a login, then it is the same login used to log into your school library, i.e., for students it is Username: student number, Password: initials plus last four digits of home phone number.*

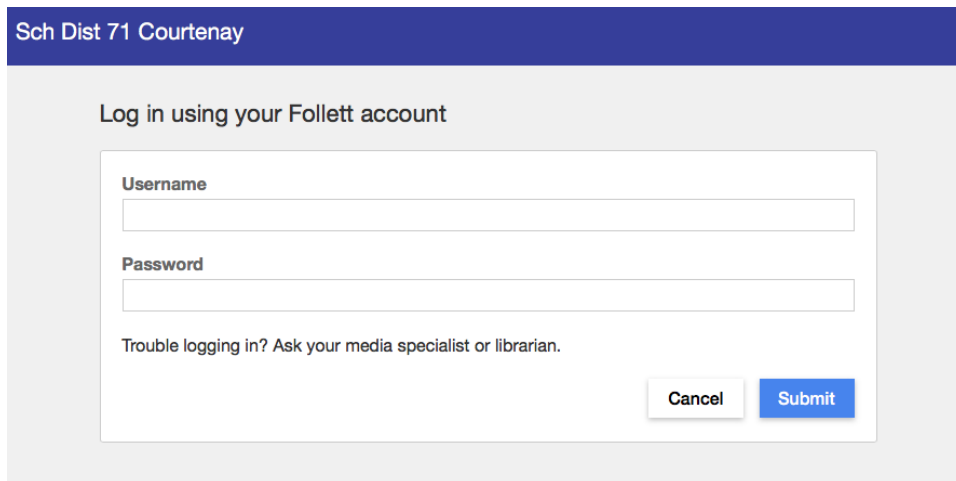


If you have not, you will get the screen below. If instead you are asked to type in your school name, start typing in "Comox Valley Schools" and it will pop up to select.

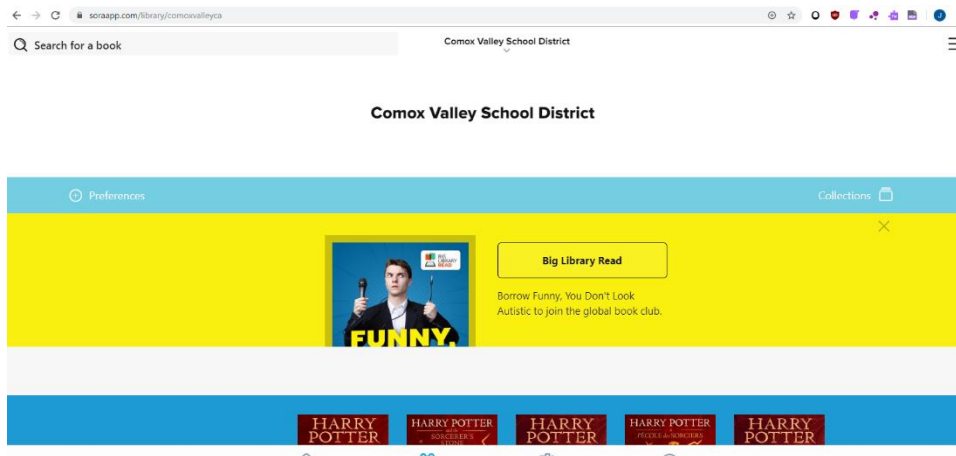


*J. Pearce, April 3, 2020*

When you click on **Sign in using School District 71 Comox Valley**, you will be asked to login with your Follett account. It is the same login used to log into your school library, i.e., for students it is Username: student number; Password: initials plus last four digits of home phone number.



Once you log in, you will be taken to the site where you can scroll down to explore all the collections:



### **Quicker Ways to Access the Overdrive ebook and audiobook SORA Collection:**

In your browser, such as Google Chrome, whether on a computer or a portable device, type in:

<https://soraapp.com/library/comoxvalleyca>

You will still need to select School District 71 Comox Valley the first time you go in, and use the Follett login when requested. Be sure to bookmark this page for quick access later.

### **On a Portable Device**

*J. Pearce, April 3, 2020*

You can download the SORA app from the app store, and click on the button for it when you



would like to access the titles.

If you need any help with the databases, contact your child's Teacher-Librarian, who regularly teaches students how to access and use them, or your child's classroom Teacher.

*Joan Pearce, District Elementary-Teacher Librarian*

*Comox Valley Schools*

*J. Pearce, April 3, 2020*