

How to Access Our Follett ebooks and audiobooks in Destiny Discover

There are a few ways to access our Follett ebooks and audiobooks. One of the first ways we show students is through their library home pages, as the library home pages contains links to lots of other valuable resources, all in one place, that we want them to be familiar with. Below are the steps for students to follow, while at home, to access them. Our district owns these titles, so they will be available when in-school instruction begins again. *Note that our district also owns a collection of Overdrive ebooks and audiobooks, which is accessed in a different way, through an app called SORA. There is a tip sheet for this as well.*

These steps can be followed on a computer, or on a portable device such as an ipad or cell phone, simply by opening a browser. At school, the browser we use the most is Google Chrome.

Go to the school district teaching and learning page by typing in learn71.ca into your browser. At school, the browser we use the most is Google Chrome.

The screenshot shows the LEARN71 Comox Valley Schools website. The header features the 'LEARN71' logo and the 'Comox Valley Schools' logo. Below the header is a navigation bar with 'HOME' and 'COMOX VALLEY SCHOOLS' buttons. The main content area is titled 'Home' and includes a search bar. A central grid of resource tiles is displayed, including 'Assessment & Reporting', 'Curriculum', 'French', 'Integrating Technology', 'LRC/Library Learning Commons', 'Indigenous Resources', 'Collaborative Learning', and 'Inclusion & Diversity'. To the right of this grid is a vertical sidebar of resource buttons: 'Minecraft Challenge', 'MyEd BC Resources', 'MySite Help', 'CST Curriculum Creations', 'Elementary Science Kits', 'Kara's Corner', 'Accessibility', and 'Enviro. & Outdoor Ed.'

Click on [LRC/Library Learning Commons](#) from the main menu.

☆ Click here for support for Teaching and Learning at Home

- [Minecraft Challenge](#)
- [MyEd BC Resources](#)
- [MySite Help](#)
- [CST Curriculum Creations](#)
- [Elementary Science Kits](#)
- [Kara's Corner](#)
- [Accessibility](#)
- [Enviro. & Outdoor Ed.](#)



You may bookmark this page by clicking the star in the top corner of the address bar. This will tag the website below the address for easy future access.



Select Destiny Library Catalogue from the menu on the right.

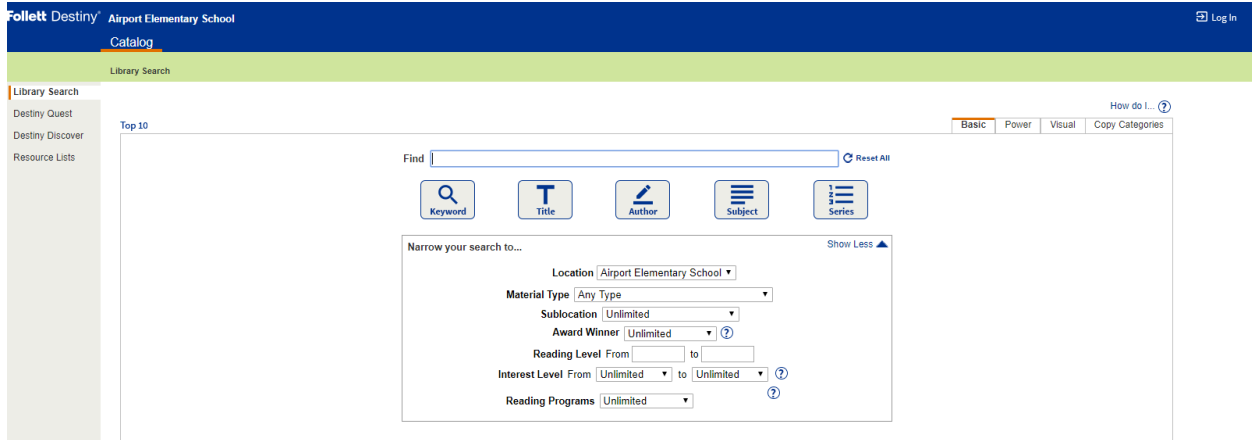
You may also bookmark the catalogue by clicking the star in the top corner of the address bar.

- [Destiny Library Catalog](#)
- [Research Databases](#)

The home page for the Destiny Library Catalogue looks like this.

Searching the LRC
 To search the LRC resources, log in to your school library first, then click on Catalog and make sure LRC is checked.

Click on your school. In this example, I clicked on **Airport Elementary School**, and Airport's generic library page displays:



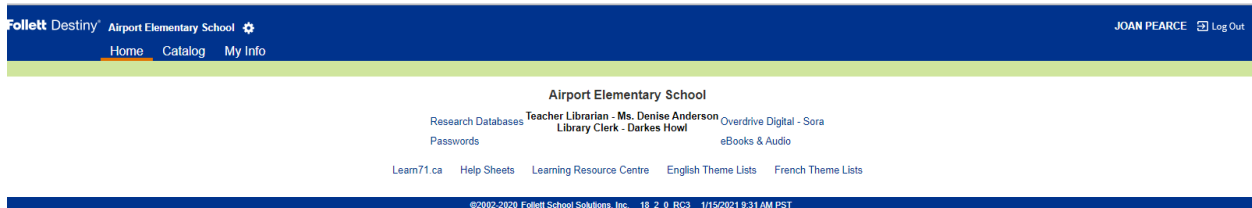
This is the version that anyone can access. For students to access all of our great resources, however, which are password protected, they need to log in. They do this by clicking on the

A blue rectangular button with a white right-pointing arrow icon and the text 'Log In' in white.

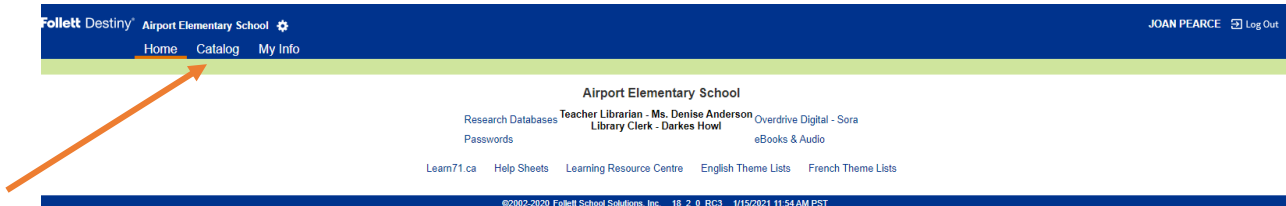
small **Log In** link in the blue horizontal bar in the upper right-hand corner.

The student logins are set up as username: their student number, and password. Intermediate students have created their own passwords, however primary grades use their initials plus the last four digits of their student number.

When they login, the full library home page appears:

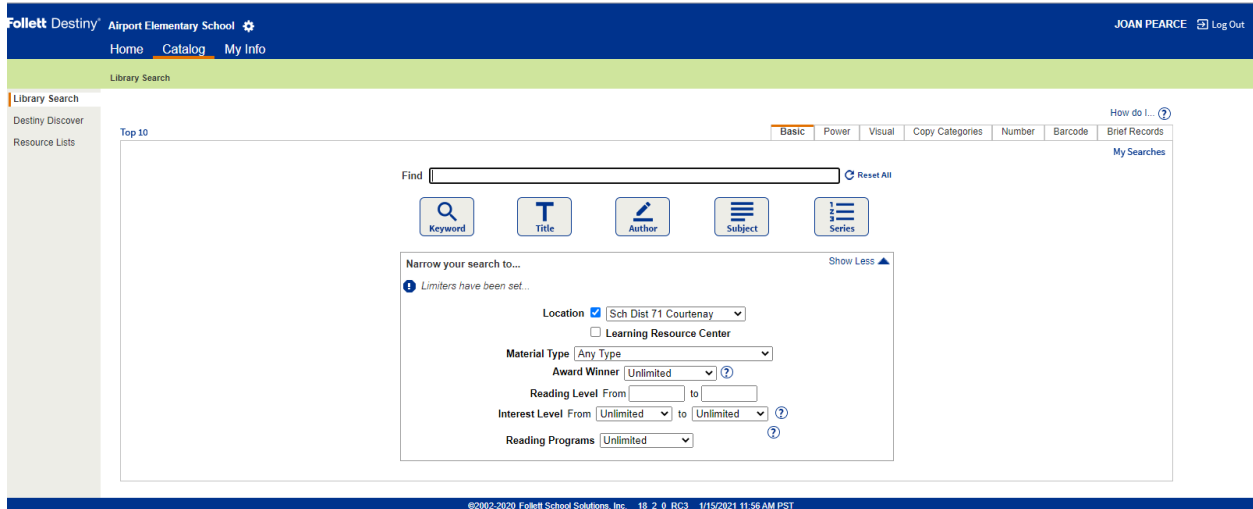


To access the Follett ebooks and audiobooks, you need to do a Catalog search. You do this by clicking on **Catalog** in the blue horizontal menu bar in the top left-hand corner of the screen:

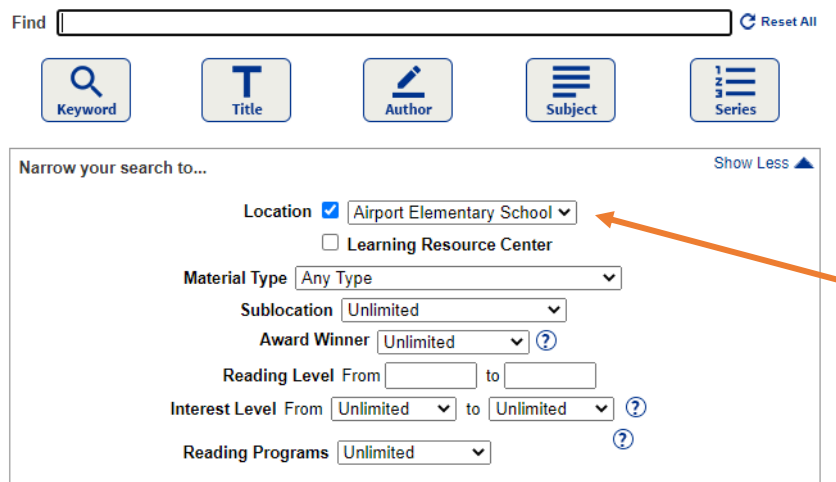


The more detailed search screen displays:

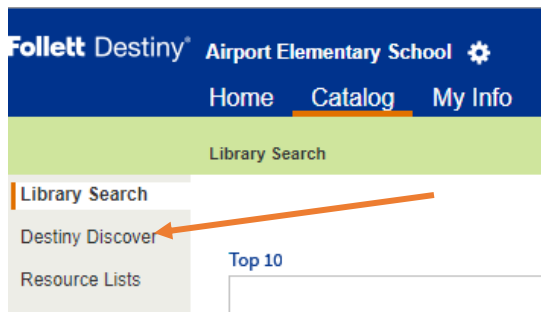
J. Pearce, January 15, 2021



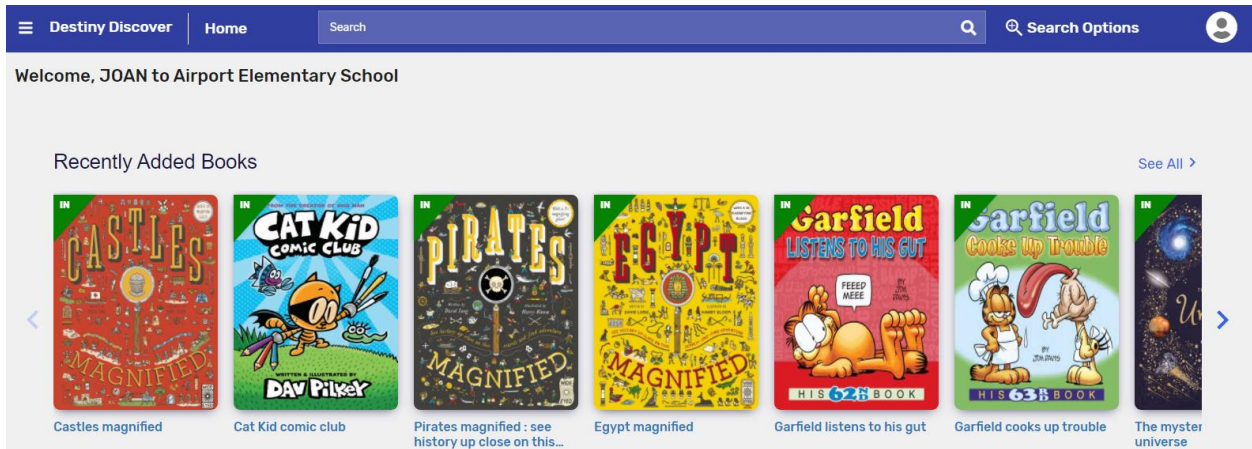
Ensure that the Location is set to your school and the rest of the search fields are the same as in the screen shot below:



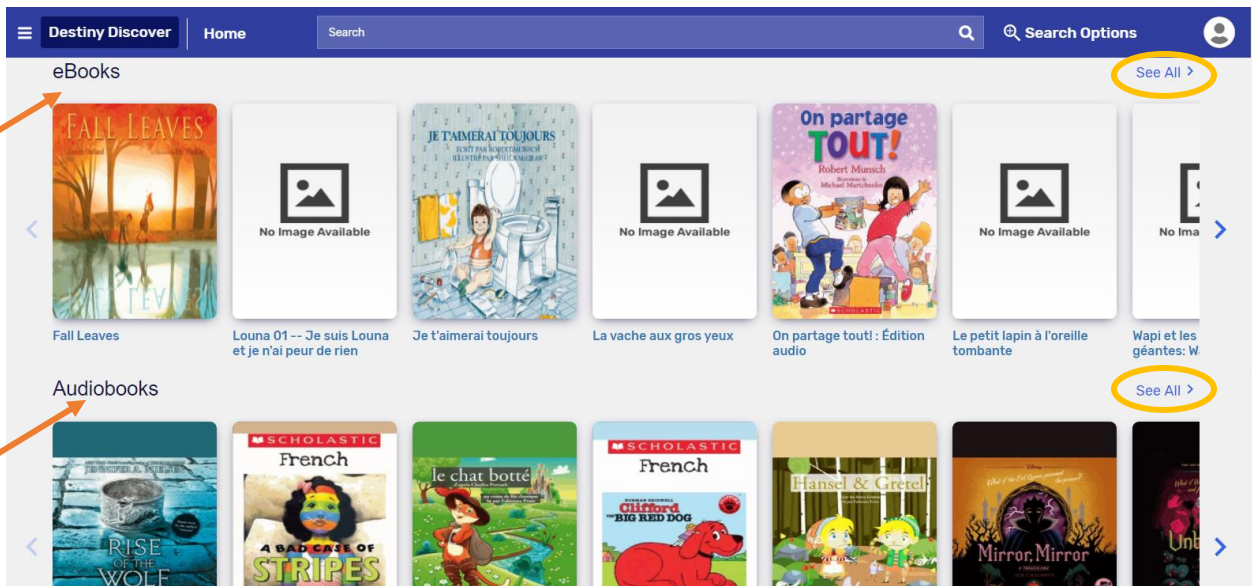
In the menu on the upper left-hand side of the screen, click on **Destiny Discover**:



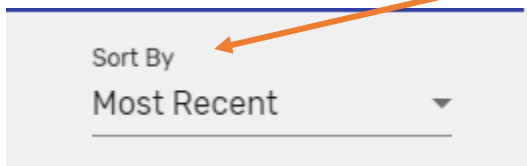
Your school's collections of print books, as well as ebooks and audiobooks displays:



To see the ebook and audiobook ribbons you need to scroll down:



To see all of the ebooks or audiobooks in the ribbons, click on **See All**. The titles open up in a new screen in list order, with a **Filters** menu in the upper left-hand corner that lets you choose how you would like to search. You can also organize how the titles are sorted, by using the drop down **Sort by** menu in the upper right-hand corner:



Note that if you see a **Green e** under a title, it is a Follett ebook. When you click **Open** it will open in Follett's platform.

1 cookie, 2 chairs, 3 pears numbers everywhere
Brocket, Jane.
 Follett eBook
 1 of 1 available

Series: Jane Brocket's clever concepts
 Published: 2014
 Reading Level: 1.8
 Interest Level: Preschool

Open Checkout Favorite Add to Collection

If you see a **blue e** under a title, it is an Overdrive ebook. When you click Open it will open in Overdrive's SORA platform.

50 Below Zero
Munsch, Robert, Author
 eBook
 Copies: 1

Published: 2012
 Interest Level: K-2

Open Favorite Add to Collection

The tools used to read an ebook or audio book are slightly different in Follett's platform than Overdrive's platform but are fairly intuitive. The advantage of doing a Catalog – Destiny Discover search for ebooks and audiobooks, as opposed to just clicking on SORA on the library home page, is that you will pull up every single ebook and audiobook we own, whether from Follett or Overdrive. You will also pull up all print titles in your library, all through one search. If you click on SORA on the library home page you will only access the Overdrive ebooks and audiobooks. The look and feel of the SORA platform, however, is very visually appealing, and has some extra bells and whistles.

Tip sheets are being developed on how to navigate the tools used in open Follett ebooks and audiobooks, as well as Overdrive ebooks and audiobooks. In the meantime, enjoy exploring all the different buttons, options and menus in each.

Quicker Ways to Do a Follett Destiny Discover Search for All of Our ebooks and audiobooks:

In your browser, such as Google Chrome, whether on a computer or a portable device, type in destinydiscover.com or click this [link](#).

The login screen appears:

Log in and search your Destiny Discover™ collection.
 Find your school to start your search.

Location
 Any Location

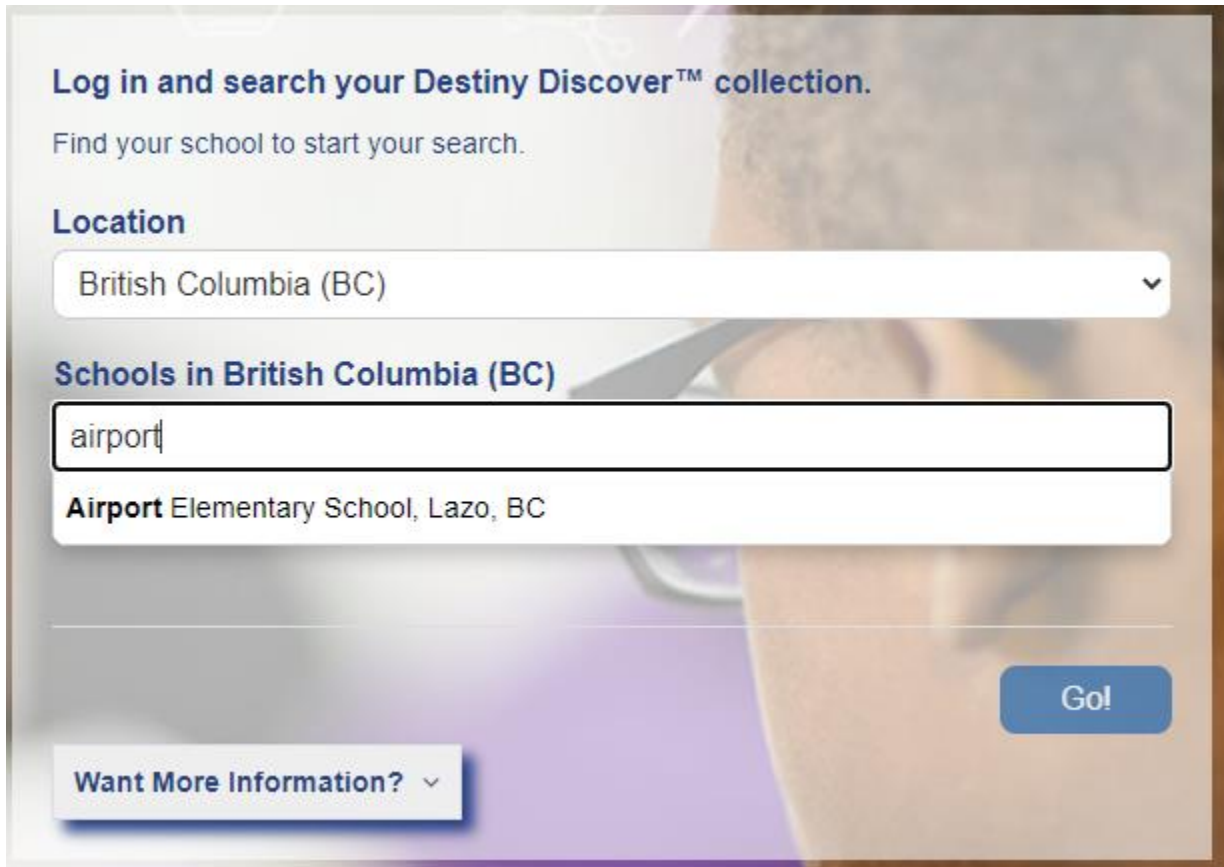
School
 Enter your school's name

Go!

Want More Information?

In the Location bar, click on the arrow to scroll down to the bottom of the list and click on British Columbia.

In the School bar, start typing in your school name until it pops up, then click on it:



Log in and search your Destiny Discover™ collection.
Find your school to start your search.

Location
British Columbia (BC) ▾

Schools in British Columbia (BC)
airport
Airport Elementary School, Lazo, BC

Go!

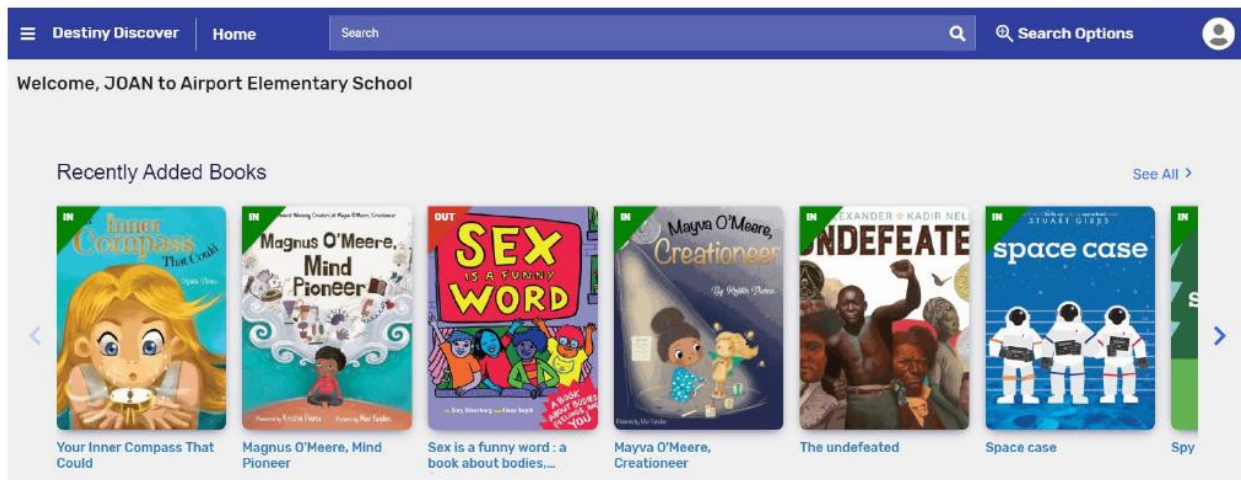
Want More Information? ▾

Click **Go!** You will be brought to your Destiny Discover home page, where you will need to log in by clicking on **Log in** in the upper right-hand corner:



You will be asked for your Follett login, which is Username: student number; Password: initial plus last four digits of your student number (or personal password):

Note that after you have gone in once, the process is a bit quicker the next time. Once logged in you will be able to access all functions, such as opening and signing out ebooks and audiobooks. Be sure to click on the hamburger (the three horizontal lines) in the upper left-hand corner to see other search options available to you:



If you need help with doing Destiny Discover searches, your Teacher-Librarian is very familiar with them as he/she teaches them to classes in the school.

On a Portable Device

Follett used to have a Destiny Discover app that could be downloaded from the App Store. It no longer does, as it has moved to using a browser only, in order for updates to be available more quickly. To do a Destiny Discover search on a portable device such as an ipad, simply open up a browser, such as Google Chrome, and type in destinydiscover.com then bookmark it as a favourite. Or, click [here](#) to go directly to it.

Joan Pearce, District Elementary-Teacher Librarian

Comox Valley Schools