




Tools for Understanding Language in Videos

- **Closed Captioning (cc)**

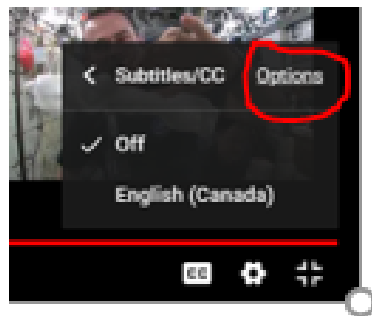
Closed Captioning has many benefits for everyone. CC can support understanding of oral language, retention of information, learning new vocabulary and reading skills.

Closed Captioning in YouTube

To turn on closed captioning, click on  at the bottom of the screen.

Translate closed captions: When closed captioning is on , click on the settings button , look under subtitles to auto-translate closed captions to many languages.


Adjusting text: The size/colour/font of the closed caption text can also be adjusted. Look under settings, then



options.

Using Closed Captions in Teams

<https://web.microsoftstream.com/video/a146a7dd-a86c-44ae-ac80-3a54eebf3702>

- **Playback Speed** – Another useful feature for listening and reading closed captions is to adjust the playback speed. Click on the settings button.  Playback speed can be adjusted to 75%, 50% and 25% of the normal speed.

Playback speed can often be adjusted to .75 of the normal speed without impairing the flow and engagement of the video.

- Here are some short videos on how to use captioning on various online

platforms: <https://www.youtube.com/watch?v=8Y1FzpOvaPM&list=PLhFKq6QYGk5KarU0iCrCPMWRho9COaRM9>