

A Collaborative 3 ACT Task

Title: Downsizing Tomatoes

Link: <https://gfletchy.com/downsizing-tomatoes/>

Big Idea: Adding / Subtracting within 1000

Curricular Competencies:

estimating reasonably

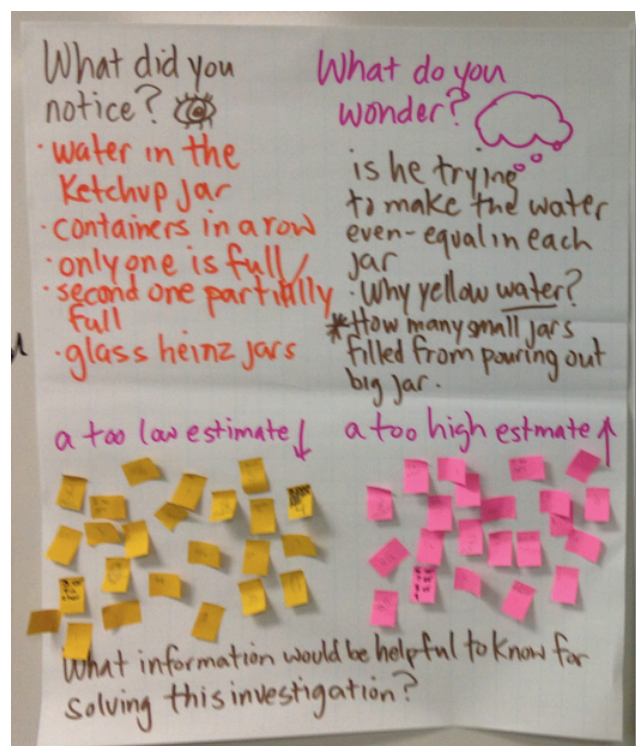
connect mathematical concepts to each other and to other areas

visualizing to explore mathematical concepts

model mathematics in contextualized experiences

reflect on mathematical thinking

Learning Target: I can represent my mathematical thinking in pictures, numbers and words.



ACT ONE:

Establishing a Need to Know: Invite learners to investigate the 27 second video clip. Then, invite students to share what they notice and what they wonder about this mathematical investigation. Record shared thinking.

Driving Question: How many little ketchup bottles will the big bottle fill up?

Estimating: Invite students to jot down both a too low estimate and a too high estimate, in response to the driving question. Discuss and establish a range.

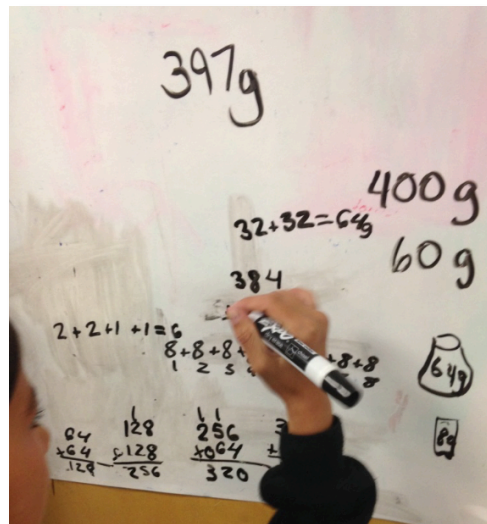
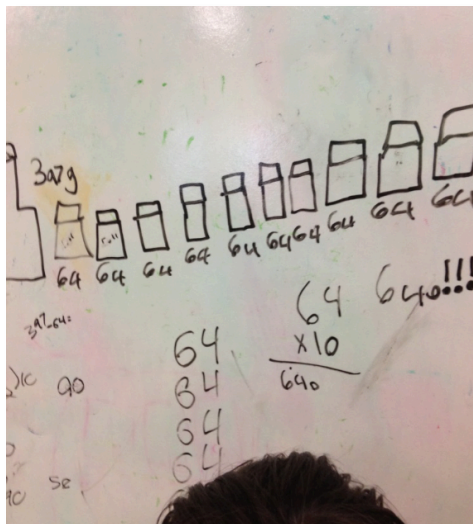
ACT TWO:

Invite students to think about and consider what information would be helpful to know for solving this investigation. Then, share the information provided.



A Collaborative 3 ACT Task

Next, students are randomly sorted into groups of three and provided a vertical non-permanent surface, one dry erase pen and one cloth eraser. Students work collaboratively to solve the investigation. Encourage students to represent their thinking in pictures, numbers and words.



ACT THREE:

Share the video clip that reveals the solution.



Invite discussion using the following frame:

Strengths: What worked in your investigation? (What strategies did you use to work toward a solution)?

Stretches: What was difficult?

Next steps: What would you do differently next time?