


Writing Trait: Conventions and Word Choice

Learning Intention: emergent writers learn two simple ways to add details to writing (colour and number) via an art project

Carol.walters@sd71.bc.ca



Before Reading

Invite students to look carefully at the cover illustration of this book. Read the title and ask children to predict what this book might be about. I wonder why Lena is making 12 hats?

You may want to share a few words from the book to get them thinking even more!

paste decorate month imagine

With these provided words, students will be listening really hard to hear them as the story is read aloud.

During Reading

As pages are shared, ask children to describe what they see on a hat. Listen carefully for colour words and numbers. Emphasize that the use of colour words is a way to add detail to writing or drawing. When a student uses a number, explain that numbers are also ways in which details may be added.

Pause before turning pages to get students predicting what the author's next month will be. Ask them to wave hands in the air when they hear the name of the month we are currently in.

After Reading

Using a die cut machine, cut out shapes that represent the current month. Invite children to decorate a hat with the die cut shapes. Having a conversation about **symmetry** will help children arrange shapes along the sentence strip in artistic, organized ways.

Invite children to write about the hat they created. Establish criteria that includes the use of colour or number words as a great way to add a detail to their work.



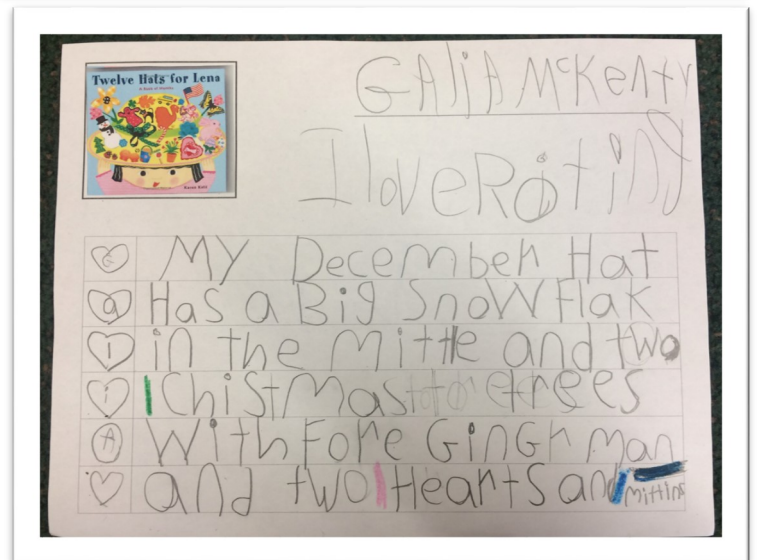

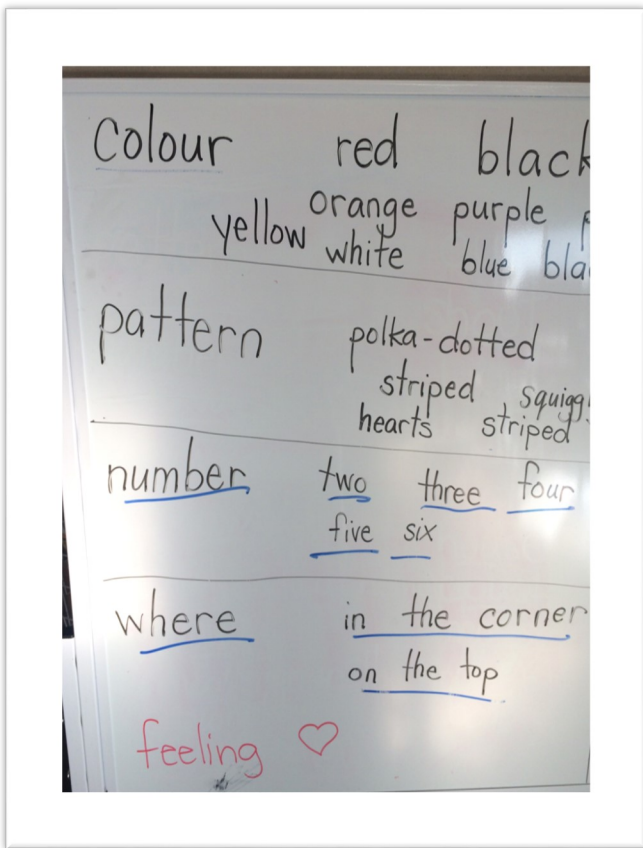


Walt

We Are Learning to...

add details to our writing.

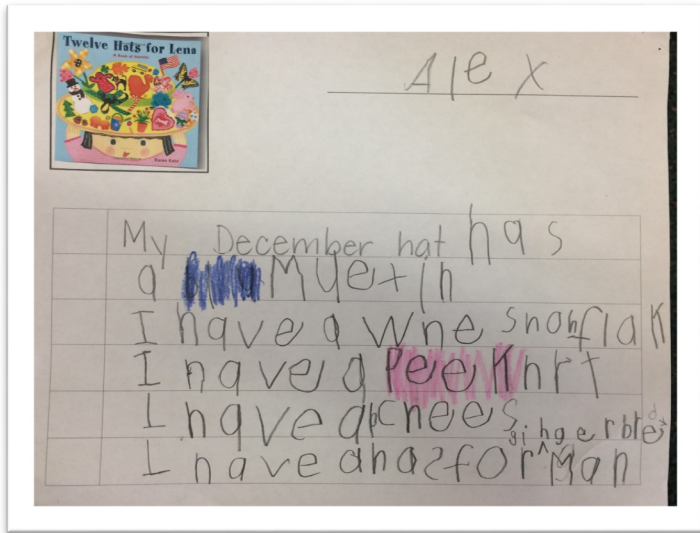
(colours, numbers, a feeling)



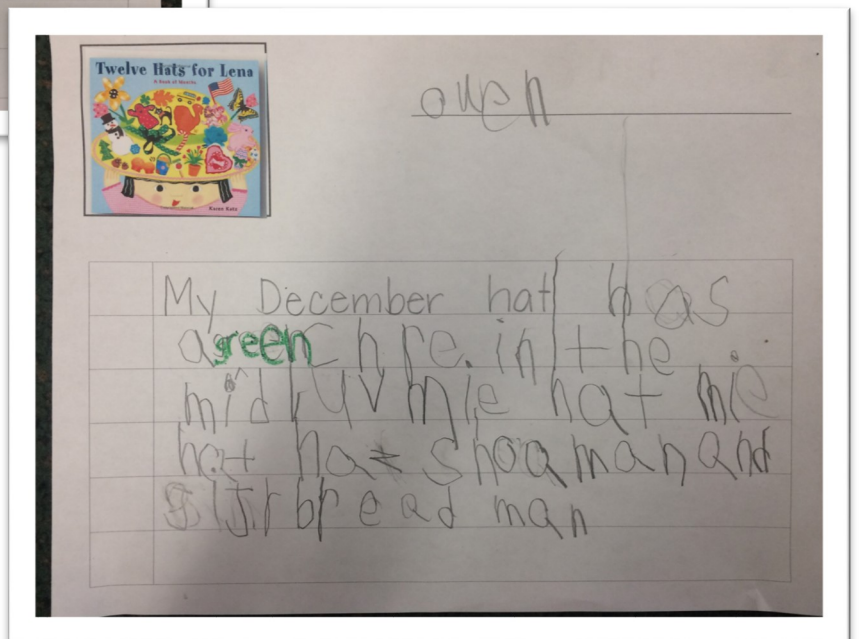
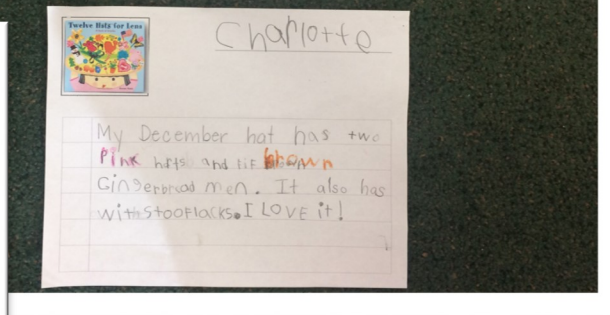
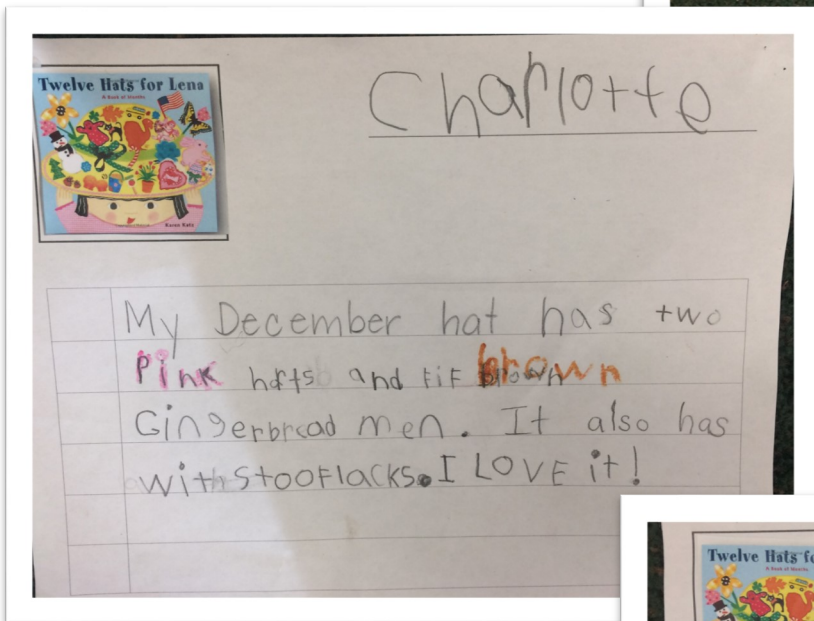
As we read the book and asked children about the details they saw in the pictures, then described:



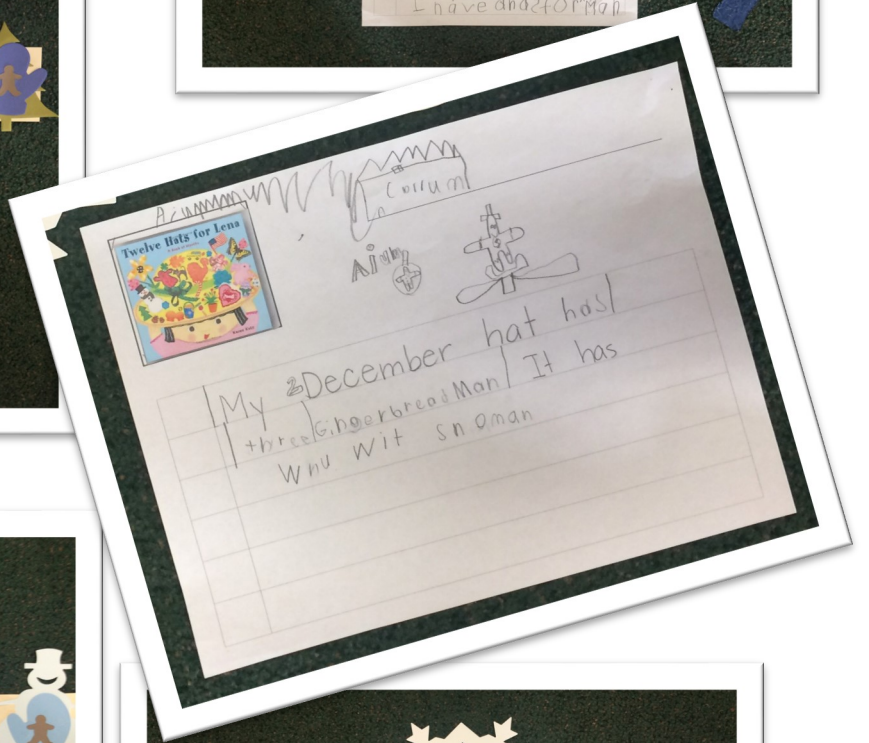

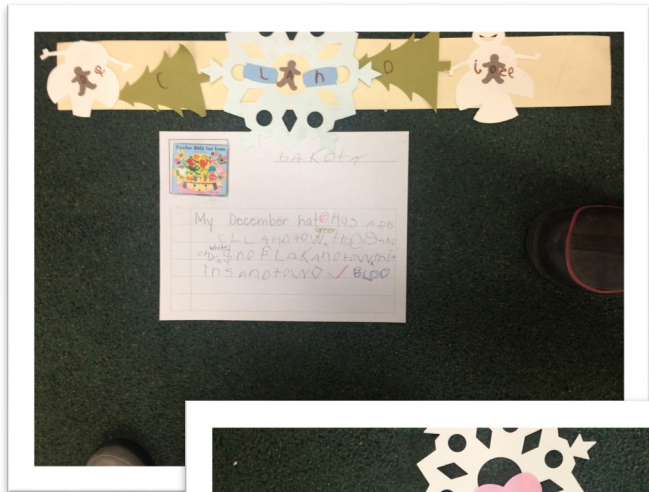

- ♦ Colours
- ♦ Numbers
- ♦ Patterns
- ♦ Where they saw the images
- ♦ And added feeling words!
- ♦ These **details** became the focus for our writing.






With thanks to the grade one
 and two students in
 Jennifer McFarlane's
 Class at Ecole Puntledge,
 Courtenay, B.C.





Add positive, descriptive feedback to their Writing!


Learning Intention that matches Feedback = Progress!



Owen

Great details Owen about colour and position


My December hat has a green hie in the midkyle hat the hat has a snowman and a striped man



Charlotte

You have colour and number details Charlotte. Oh, and a feeling!

My December hat has two pink hats and five brown gingerbread men. It also has with snowflacks. I LOVE it!



Alex

So many colour details Alex!

My December hat has a blue Mulet in I have a wine snowflack I have a pee shirt I have a snees I have a haz for man



