





School District 71
Inclusive Education
Core Word Approach




The button for **on** is located on the home page.

Vocab											Menu
finished	mine	little	up	yes	good	some	no	down	out	off	bad
me	my	wear	am	please	that	and 1+1=2	in	what ?	a	+s	there
I	we	are	is	were	was	on +en	to to+	SPELL/N 1 2 3	an +er	the +est	end
you	they	new	play	like	work	nave	feel	read	more	fast	stop
it	he	want	all	come	time	do	go	get	big	color	help
she	look	slow	hear	think	right	said	live	love	follow	ride	put
CLEAR	not	talk	sit	eat	find	make	need	drink	watch	turn	sleep


It is dark. I can not see.
Please turn  the
lights.



Thank you for turning 
the lights. I can see now!

I press the home


button to turn



my talker screen.



I use the remote to

turn  the


tv.





Yucky!


Stinky feet!

Put your socks  please.



I put  my jacket.




Turn  the tap.




I want some water.

Put the radio




I like to listen to music in
the car.


First, press your
button,



then put your finger
your nose.




Press your
again.




button

Now, put your hands
your head.



What should we put

our hands  next?

what



