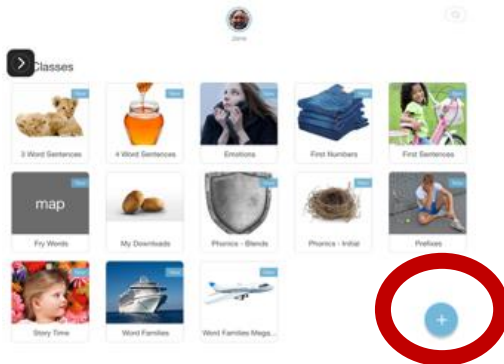


Bitsboard SD71 Created Resources

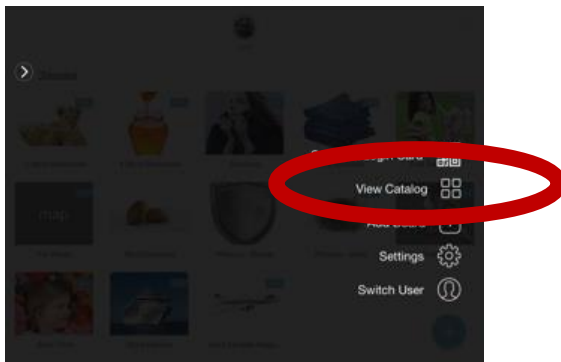
1. Open the Bitsboard app (Free or Pro)



2. Select the + icon (lower right)



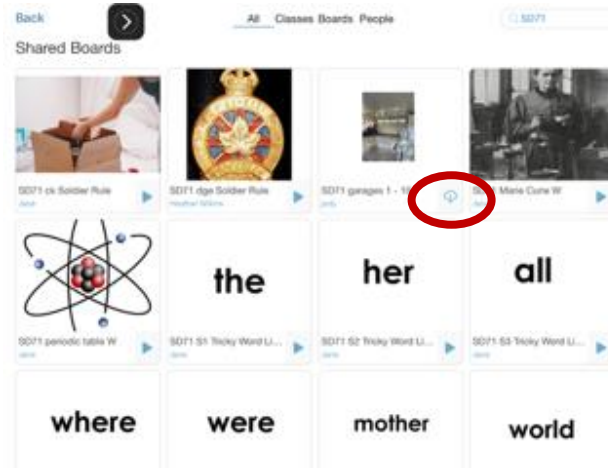
3. Select View Catalog



4. Search SD71 in the Top right search box



5. Tap the download icon to add it to your boards and use the activities on that theme/ content



6. Tap the Play arrow to use the board or go back to the main boards dashboard and select your downloaded board to play

