



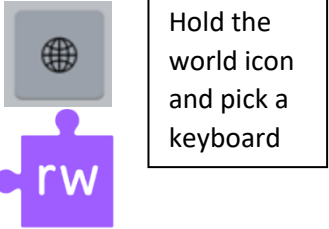

Reading and writing Accessibility Tools – iPads / iPhones





Oct 21st, 2022- Pro-D Day




- **Student Microsoft accounts**





User: Student#@learn71.ca

PW: initials last 4#s of student#

iPad Reading and Writing Tools	
 <p>Settings</p>   <p>Hold the world icon and pick a keyboard</p> 	<h3>iPads Accessibility</h3> <ul style="list-style-type: none">• Enable Dictation (Speech to Text)• Predictive (Keyboard) – read suggestions (Typing Feedback) - Word Prediction• Speak Selection, Speak Screen and Speech Controller (Text to Speech)• Reader View (Text Processing)• Large Text (Text Processing)• Display Accommodations (Text Processing)• Read&Write on the Keyboard and in Safari (Word Prediction and Text to Speech)• Keedogo keyboard - Open Dyslexic font, larger font/ high contrast keyboard with Word Prediction• Use AAC Talker apps (Touch Chat, LAMP) and copy paste from message window• Guided access (lock into an app/ can set timer)• Camera app on iPhone will read Text• Switch access, vision access, eye gaze access <p>Work in Word, Notes, websites, or any apps using the onscreen keyboard or text boxes</p>

<p>Snap Type Pro</p> 	<p>Snap Type Pro - Written output only</p> <ul style="list-style-type: none"> • Take a Picture of an assignment and use keyboard, Enable Dictation, Predictive, Read & Write, Talker message • Email, airdrop or upload to OneDrive assignment to the teacher, Send as a PDF • Import PDFs from websites or email attachments. • Graphic Organizers http://www.educationoasis.com/printables/graphic-organizers/ or Writing Strategies www.learn71.ca > Inclusion and Diversity > Writing Strategies (part way down) <p>Add notes to the agenda or try Samples</p>	
<p>Claro PDF Pro</p> 	<p>Claro PDF Pro – Reading and Writing</p> <ul style="list-style-type: none"> • Can take a picture of assignment and convert it to Readable text through OCR • Can import assignments in from OneDrive, Teams, Canvas, D2L or email • Text to speech, written output options, sound recording, images, drawing... • Email, upload and air drop to send in assignments <p>Graphic Organizer www.learn71.ca > Inclusion > Writing Supports</p>	
 	<p>Mark up in iOS 15 (Files App)</p> <ul style="list-style-type: none"> • Can open PDFs, photos, screenshots and use mark up to draw, highlight, add text boxes and more... • If it is an accessible PDF then you can have Text to Speech for the text using Speech Controller or Speak Selection <p>Share via email, Teams, OneDrive, Airdrop, Canvas, D2L Brightspace</p>	

<p>Office 365 apps</p>  <p>Word and Office Lens</p>	<p>Office 365 Apps- (Office Lens)</p> <ul style="list-style-type: none"> • Loads apps on the iPad • Student Log in with student#@learn71.ca • Use keyboards, Enable Dictation or Predictive, Read & Write • Immersive Reader <p>*make sure to log out</p>	
<p>Seeing AI</p> 	<p>Seeing AI -Free app by Microsoft (readposters, small amounts of text or documents)</p> <ul style="list-style-type: none"> • Read Short text, Read Documents • Information on Scenes • Information on People <p>Text Hunt / low tech crop tool</p>	
<p>Book Creator</p> 	<p>Book Creator</p> <ul style="list-style-type: none"> • Can add audio notes, photos from camera roll, take photos, add videos, text, drawing, comics • Will read the book in Play Mode • Can add other learning object saved on the camera roll • Can take a picture of an assignment and add content • Can use Read&Write, word prediction, Talker message <p>Show examples, Core Books, Everyday speech books can use Accessibility Tools</p>	

<p>Pic Collage</p> 	<p>Pic Collage</p> <ul style="list-style-type: none"> • Can import Pictures from the photo roll, websites, text, add stickers and change backgrounds • Use to create posters • Curriculum tasks • Visual support and assignments set as backgrounds and then add text and content <p>New Word/ Visuals / Word Sort/ Graphic Organizer</p>	
<p>Chatter Pix Kids</p> 	<p>Chatter Pix Kids</p> <ul style="list-style-type: none"> • Can use photos taken by the camera or screenshots in the camera roll or from a web search and add a mouth, recording, text and stickers • These can be saved to the camera roll, put in Book Creator or uploaded to ePortfolios • Story retell, research response, student voice... <p>Story Retell/ Animal Facts/ Elections/ Characters</p>	
 	<p>ARC-BC Accessible Resource Centre http://www.arc-bc.org/</p> <ul style="list-style-type: none"> • Free database of accessible Textbooks, Novels and Accessible Books • Students with perceptual Disability • Must have a copy of the book <p>iPad (Voice Dream Reader)</p> <p>Voice Dream Adapted PDF, rtf, doc, docx versions from ARC-BC Can change text visually and have Text to Speech</p>	



E-text E -Books Data Bases/ Websites

[Unite for Literacy](#) Photo based books with real voices reading the books, no tracking of text.

[DOGO](#) and [Tweentribune](#) High Interest and low vocab current events sites with anchor videos and Lexile levels.

[Wonderopolis](#) What are you wondering? Facts and questions explained in a fun and engaging way. Video, vocab and comprehension options. Click the Listen icon to use Immersive Reader on the articles. Click Full Screen Mode to get Text to Speech option.

[Tar Heel](#) and [Tar Heel Shared Reader](#) Readers Books created by others and shared on this site. Adapted Novels. Can have text to speech by clicking in the settings clog. If you want to make your own books, the password is **Literacy**.

[Sora](#) (Talk to your Teacher Librarian)

eBooks and eText QR code handout and posters (lower reading level to higher reading level) High Interest Low Vocab

***What was your favourite tool? Why?**

What will you share? With whom? Next Steps