

## Writing Trait:

Learning Intention: Creating a piece of writing, using best guess spelling to share what you like and don't like.

Carol.walters@sd71.bc.ca



By Sam Bishop

### Before Reading

About a week before reading this book, listen carefully for your students making, "I like/I don't like" statements. Record them and use as part of an introduction to this book. Kids will love hearing how closely you listened to their thoughts. Well, maybe sensor a few of them and place a positive spin on them before sharing!

For example, you might share that you overheard Sam explaining that she likes gelato. And you overheard Anthony say that he likes playing soccer on Saturday mornings. But you also listened carefully when Ronnie said that he doesn't like riding his bike up steep hills.

Explain that all of these statements reminded you of a book you'd like to share.

### During Reading

Read a few pages and pause to ask children what they are noticing about how the author wrote this book (It's rhyming; It has talking bubbles; it shares what kids like and don't like; there are details in the colourful pictures etc.)

Pause in places too for children to share items that they like and don't like; perhaps even predict what likes and dislikes might be among the remaining pages.

### After Reading

This book begs to be made into a beautiful **bulletin board**. Using large speaking bubbles and invented spelling, children use their best guess spelling to write about something they like and another thing they don't like.

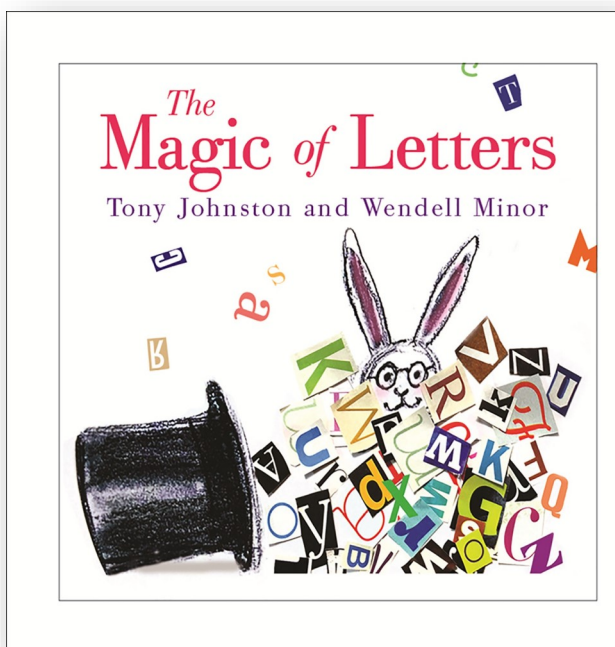
To support the thinking of options beyond copying something directly from the book, help children by thinking of possible categories. With these categories, they can choose something more specific.

Bulletin board  
black line  
masters  
included! Scroll  
through pages!

Like or Don't Like:		
Bugs	Place	Crafts
Food	People	Books
Activity	Games	Reptiles
Sport	Quiet or Loud Sounds	Birds
Art	School stuff	Animals etc.

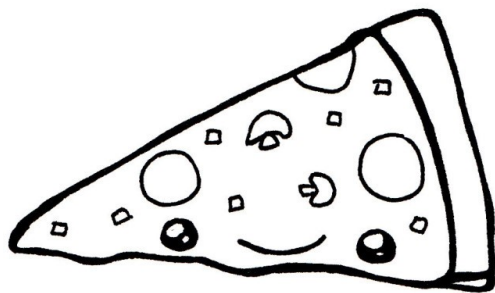


The kindergarten students in Samantha Hanevich's class at Cumberland Community School created self-portraits to go with their talking bubbles! They were fearless writers who used best guess spelling to show their understanding of The Magic of Letters!




I read the first 4 pages of this Magic Letters book to Samantha's class before sharing several of the pages from I Like Bees, I Don't Like Honey. The combination of these books was perfect! There's even a talking bubble in the Magic of Letters to get children ready for all the talking bubbles they'll encounter in the Like/Don't Like book

I like pizza.



I don't like lemons.




Examples

I like hugs.



I don't like wasps.






I like

I don't like

I like

I don't like



I like

I don't like

I like

I don't like







I like

I don't like



I like

I don't like



I like

I don't like

I like

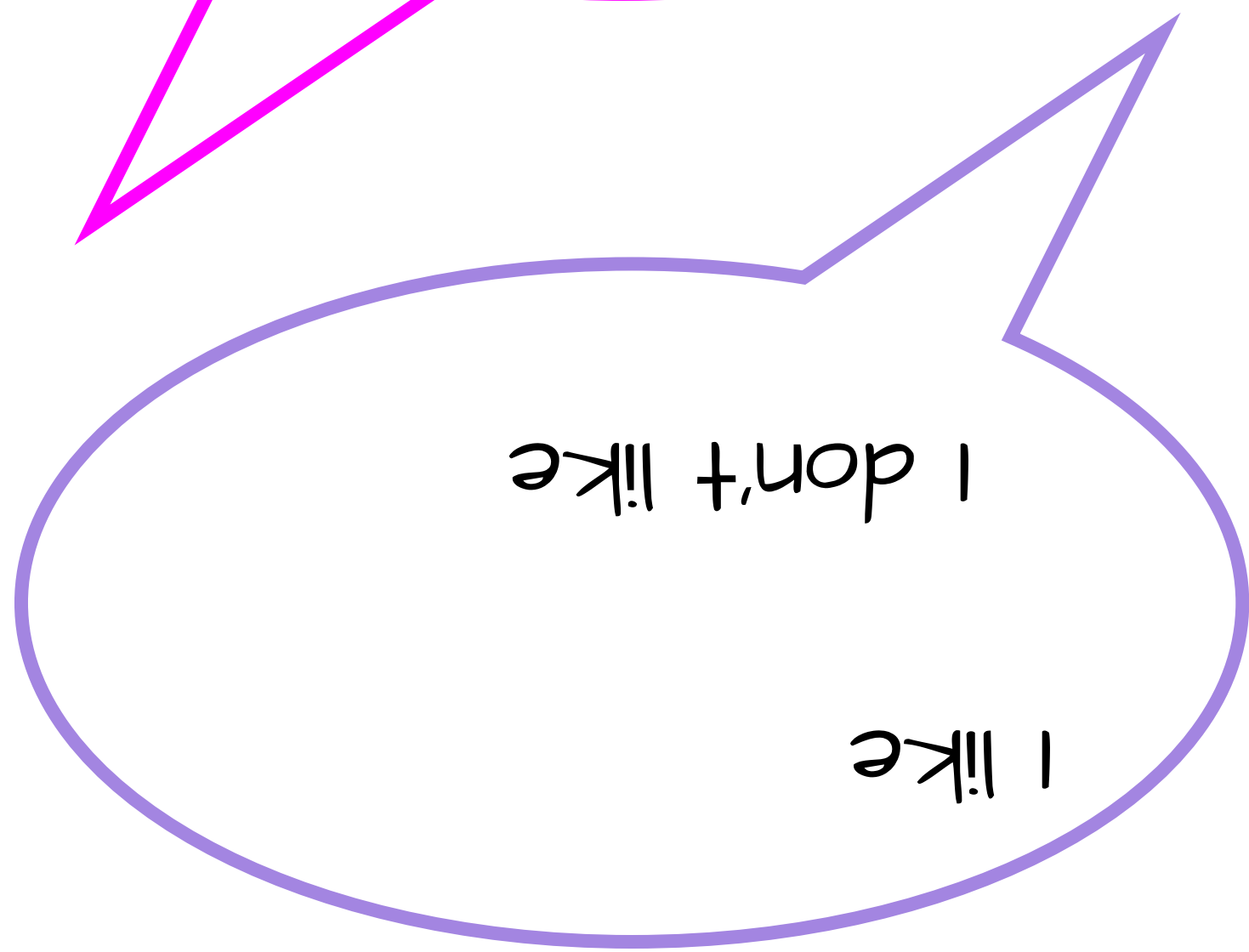
I don't like





I like

I don't like



I don't like


I like





I like

I don't like



I don't like

I like

What do you like? What don't you like?

# I Like Bees, I don't like honey!



'A great little book ... fun ...  
and beautifully illustrated'

All the  
author royalties  
from the sale of this  
book will help the NSPCC  
keep children safe  
**NSPCC**  
nspcc.org.uk



Please  
notice our  
best guess  
spelling!

Based on the book,

I Like Bees,

I Don't Like Honey

By Sam Bishop