

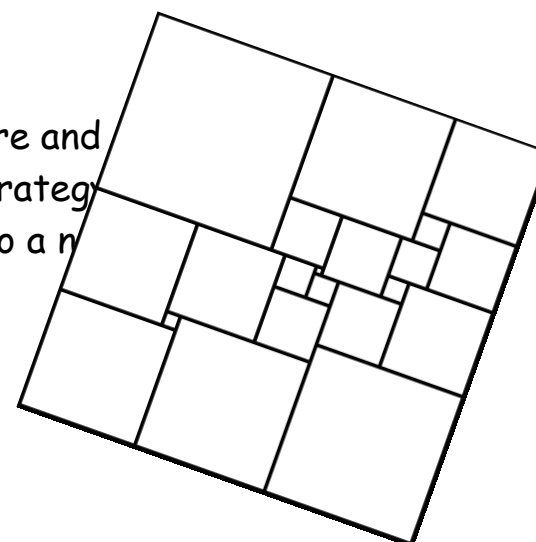

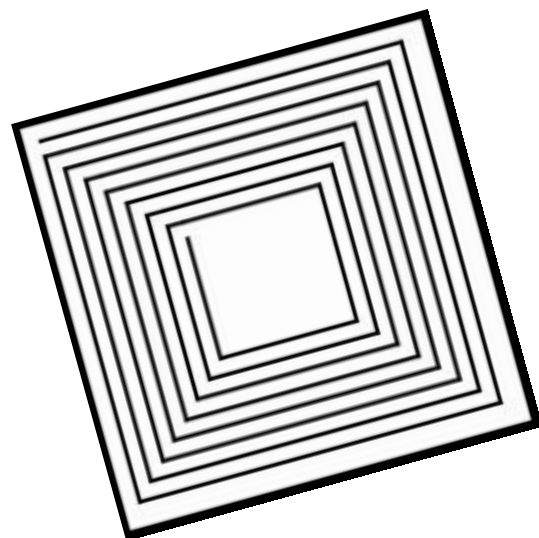


## Boxing

From J.D. Wilhelm's Inquiring Minds  
Learn to Read and Write

On the next three pages, you will see an image surrounded by two boxes. Students look carefully at an image and write questions inside the first box. Once their questions have been recorded, they pass the sheet to another person who either answers the questions or writes additional ones.

The purpose of this is to explore a topic by looking at a picture and generating questions and answers. This is a before reading strategy that **ENGAGES** and **MOTIVATES** kids and introduces them to a topic.



How much does an adult cheetah weigh?

How fast can cheetahs run?

What animals eat cheetahs?

How many babies are born at a time?

Do cheetahs hunt in groups or by themselves?


Where are cheetahs found in the world?

What is a cheetah's favourite food?

Are cheetahs the fastest land animal?


### ***Boxing: A Questioning Strategy***

Insert an image in the center box. Have 2-3 students pose questions around the image. These are written in the box surrounding the picture. Pass this page onto another group. They read the questions and add another layer of questioning around the outer box. These questions fuel the inquiry during the unit.













Place Picture Here