

The Research Databases

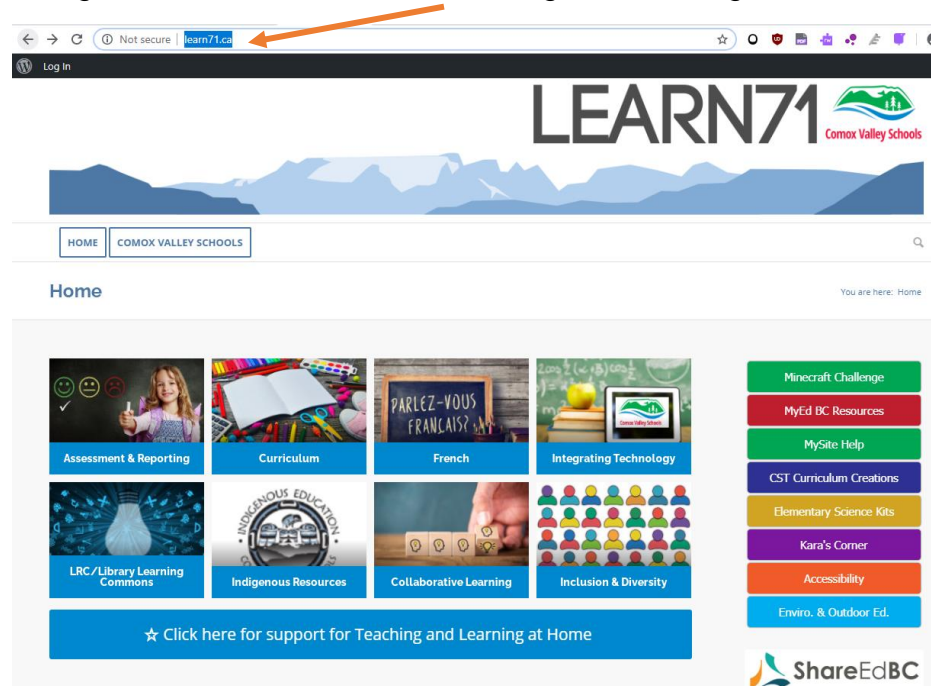
(Our district's collection of online encyclopedias, magazines and films)

The district collection of databases is a valuable resource for researching and exploring quality sources of information. Our district subscribes to them every year, so they will be available when in-school instruction begins again.

Students can access this collection through the district teaching and learning site, [Learn71](https://learn71.ca) and through the [Destiny homepage](#).

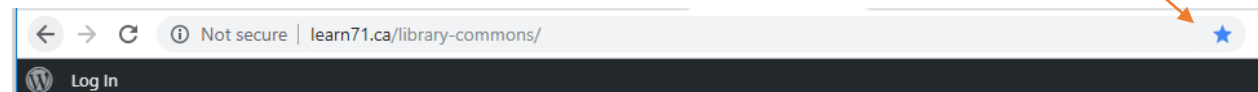
Accessing Library Research Databases through Learn71

Navigate to the school district teaching and learning website, [Learn71.ca](https://learn71.ca).

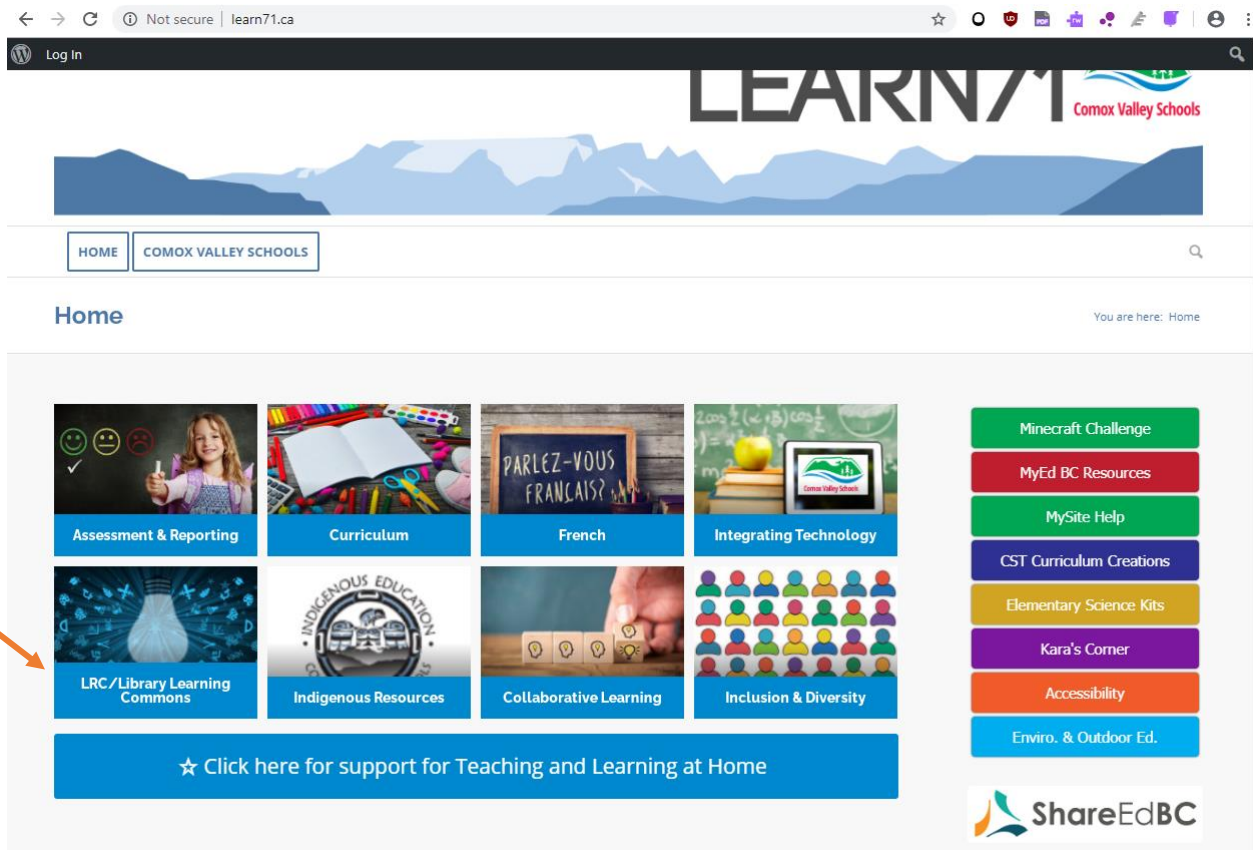


Here, you will find a variety of valuable links, resources and contacts for all areas of the curriculum.

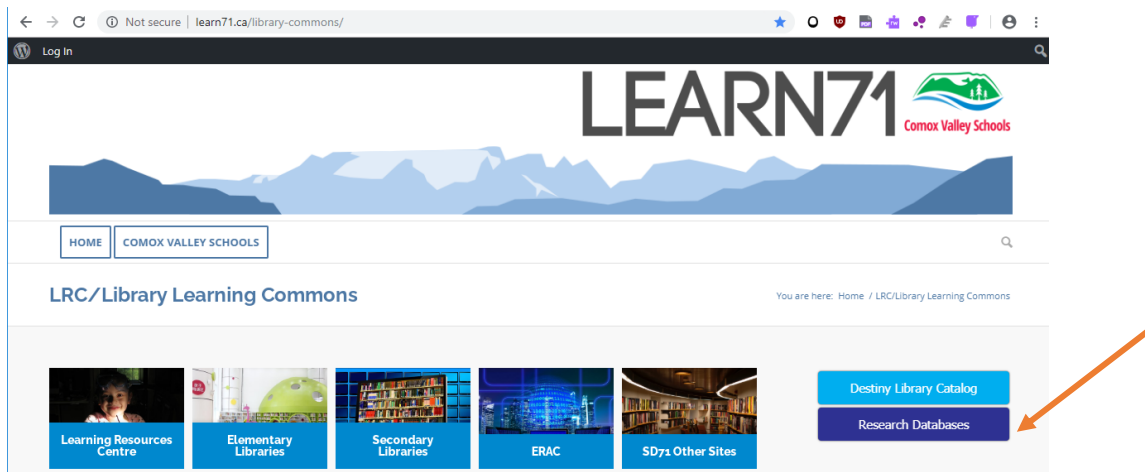
Bookmark this page for future reference by clicking the small star on the right of the address bar.



Once you reach the Learn71 homepage, select [LRC/Library Learning Commons](#) from the main menu.



This will bring you to the [Learning Resources Centre and Library Learning Commons](#) page, where you can find the link to the Research Databases.



This link connects you with the selection of District Databases.



Online Encyclopedias, Magazines and Films (Research Databases)

You are here: Home / Online Encyclopedias, Magazines and Films (Research Databases)

Reading Encyclopedias Databases Videos

Sites for Teachers Accessibility Indigenous Education

General Magazines
Kids Magazines
Teen Magazines
Text to Speech for Databases
Feature Film Resource Page

Accessing district Databases through the Destiny Library Catalogue

Home

You are here: Home

Assessment & Reporting Curriculum French Integrating Technology

LRC/Library Learning Commons Indigenous Resources Collaborative Learning Inclusion & Diversity

Minecraft Challenge
MyEd BC Resources
MySite Help
CST Curriculum Creations
Elementary Science Kits
Kara's Corner
Accessibility
Enviro. & Outdoor Ed.

★ Click here for support for Teaching and Learning at Home



You may bookmark this page by clicking the star in the top corner of the address bar. This will tag the website below the address for easy future access.



Click on LRC/Library Learning Commons from the main menu.

Select Destiny Library Catalogue from the menu on the right.

You may also bookmark the catalogue by clicking the star in the top corner of the address bar.



This link opens the Destiny homepage.

Searching the LRC
To search the LRC resources, log in to your school library first, then click on Catalog and make sure LRC is checked.

Click on your school. In this example, I clicked on **Airport Elementary School**, and Airport's generic library page displays:

This is the version that anyone can access. For students to access all of our great resources, however, which are password protected, they need to log in. They do this by clicking on the

A blue rectangular button with a white right-pointing arrow icon and the text "Log In" in white.

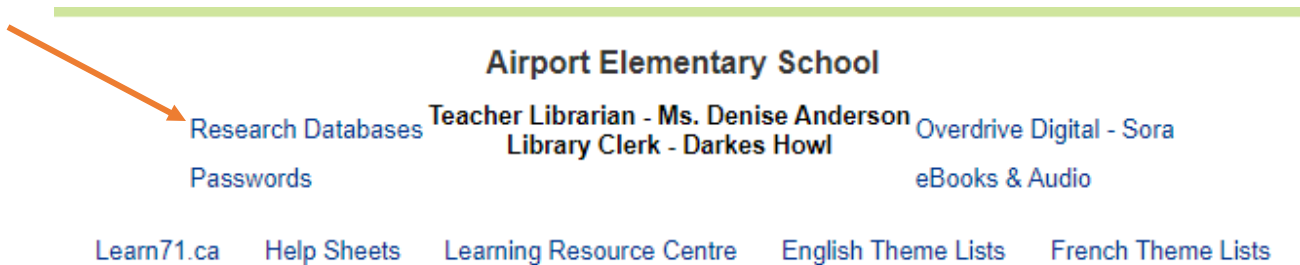
small **Log In** link in the blue horizontal bar in the upper right-hand corner.

The student logins are set up as username: their student number, and password. Intermediate students have created their own passwords, however primary grades use their initials plus the last four digits of their student number.

When they login, the full library home page appears:



Click on the **Research Databases** button.



Note that if you are ever asked for a login, then it is the same login used to log into your school library, i.e., for students it is Username: student number, Password: initials plus last four digits of student number.

Before clicking on the **Research Databases** button, it is important to know where to find the logins for them. While at school, the students do not need to log in, but they do when at home or somewhere other than school. The usernames and passwords to log in with can be found by clicking on the **Passwords** button on their library home page, just under the **Research Databases** button.

Airport Elementary School

Research Databases
Passwords

Teacher Librarian - Ms. Denise Anderson
Library Clerk - Darkes Howl

Overdrive Digital - Sora
eBooks & Audio

[Learn71.ca](#)

[Help Sheets](#)

[Learning Resource Centre](#)

[English Theme Lists](#)

[French Theme Lists](#)

To access the Research Databases, click on the **Research Databases** button.

The list of Research Databases appears:

The screenshot shows the LEARN71 website interface. At the top right, the logo for LEARN71 Comox Valley Schools is displayed. Below the logo is a navigation bar with buttons for HOME and COMOX VALLEY SCHOOLS. The main content area is titled "Online Encyclopedias, Magazines and Films (Research Databases)" and includes a breadcrumb trail: "You are here: Home / Online Encyclopedias, Magazines and Films (Research Databases)". A grid of buttons is visible, including Reading, Encyclopedias, Databases, Videos, Sites for Teachers, Accessibility, and Indigenous Education. On the right side, there is a vertical list of buttons for General Magazines, Kids Magazines, Teen Magazines, Text to Speech for Databases, and Feature Film Resource Page.

To see all the databases, including the films, scroll down. Be sure to explore the menu on the right-hand side of the screen, that has additional resources, such as a very valuable tip sheet called **Text to Speech for Databases**. It shows how to convert the text in the database selected, into speech, and enables students of all reading levels to access the content. The **Feature Film Resource Page** has important login information to view the films.



If you need any help with the databases, contact your child's Teacher-Librarian, who regularly teaches students how to access and use them, or your child's classroom Teacher.

Joan Pearce, District Elementary-Teacher Librarian

Comox Valley Schools