

**Essential Question:**  
**What are habitats and biomes,**  
**and why are they important?**






<p><b>Biomes</b></p> <p>A biome is a large area with a certain type of climate. Climate is the usual pattern for weather found in a place. For example, deserts have a hot, dry climate. Biomes have similar weather, so they also have similar plants and animals. Biomes include oceans, rain forests, grasslands, and deserts. Each biome can include many different habitats.</p>	<p><b>Habitats</b></p> <p>A habitat is the place where a particular group of plants and animals live. Habitats provide living things with everything they need to survive, such as water, shelter, and food. Habitats can be very small, such as a leaf, or large such as a forest. Most habitats are smaller than biomes.</p>
<p><b>Biome Topics</b></p> <ul style="list-style-type: none"> <li>● Oceans</li> <li>● Rivers</li> <li>● Lakes</li> <li>● Ponds</li> <li>● Wetlands</li> <li>● Woodlands</li> <li>● Rain Forests</li> <li>● Deserts</li> <li>● Grasslands</li> <li>● Scrublands</li> <li>● Tundra</li> </ul>	<p><b>Habitat Topics</b></p> <ul style="list-style-type: none"> <li>● Where do _____(any animal) live?</li> <li>● Why do bears hibernate?</li> <li>● Why do spiders live in webs?</li> <li>● How do bees make hives?</li> <li>● Ask your own questions about habitats</li> </ul>

**My Topic:** \_\_\_\_\_

# Nature Inquiry - Self Assessment





Name: \_\_\_\_\_

**Learning Intention:** Students will demonstrate an understanding of nonfiction reading and writing strategies through an inquiry project on nature.

	A Start	Coming Along	That's It	I could teach this
 <b>Criteria</b>				
<ul style="list-style-type: none"> <li>I included my inquiry question (title) in big letters</li> </ul>				
<ul style="list-style-type: none"> <li>I wrote a paragraph about why I chose this topic</li> </ul>				
<ul style="list-style-type: none"> <li>I included 4 headings (main ideas) and facts connected to those headings</li> </ul>				
<ul style="list-style-type: none"> <li>I included visuals (drawings, pictures, diagrams)</li> </ul>				
<ul style="list-style-type: none"> <li>I can use proper presentation technique when sharing my Inquiry (loud &amp; clear voice, confident body, I know my topic)</li> </ul>				



I AM ...



One thing I did well:

---



---

One thing I could improve (Growth Mindset Goal):

---



---



---



---

Name: \_\_\_\_\_

## What I **KNOW** already about my topic

Brainstorm a list of things you already know about your topic:
●
●
●
●
●
●
●
●
●
●

## What I **Wonder** about my topic

Brainstorm questions you have about your topic:
●
●
●
●
●
●







## Presentation Interview Questions



I can use proper presentation technique when sharing my Inquiry (loud & clear voice, confident body, I know my topic)



I can communicate what I learned and reflect on my learning.

- 1) What topic did you choose and why did you choose this topic?
- 2) What's one thing that you learned that you didn't know before?
- 3) What is something that surprised you or that you found interesting?
- 4) When reflecting on your Nature Inquiry project, what are you most proud of?
- 5) Why is this topic important? Why are biomes and habitats important?
- 6) Anything else that you want to share with us?

Thank-you for your hard work!

Now I'm going to give you two stars and a wonder...(some feedback)!



# NATURE INQUIRY SHOWCASE

## Interview Questions to ask the students

- 1) What topic did you choose and why did you choose this topic?
- 2) What's one thing that you learned that you didn't know before?
- 3) What is something that surprised you or that you found interesting?
- 4) When reflecting on your Nature Inquiry project, what are you most proud of?
- 5) Why is this topic important? Why are biomes and habitats important?
- 6) Anything else that you want to share with us?

Thank-you for your hard work!

Now I'm going to give you two stars and a wonder...(some feedback)!

